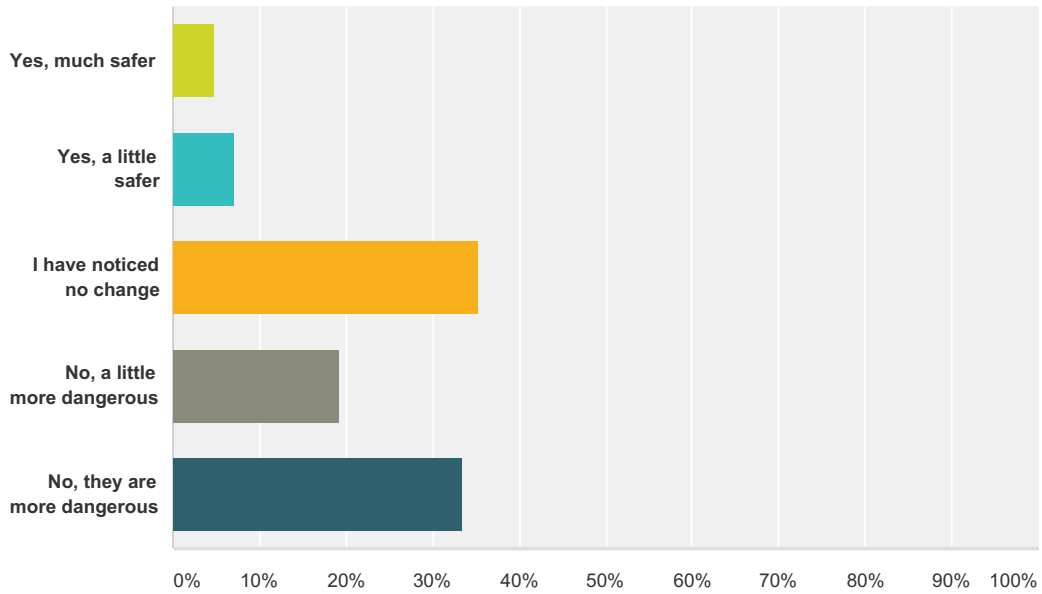


Q1 Do you think Tower Hamlets roads are safer since the introduction of the 20 mph speed limit last April? Choose one

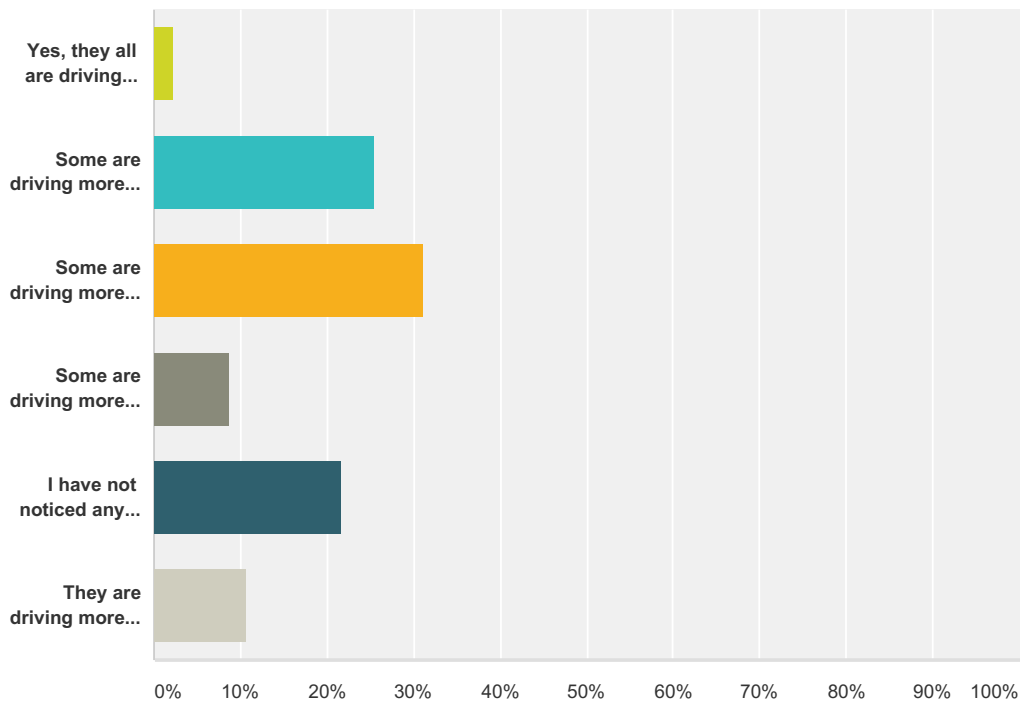
Answered: 451 Skipped: 1



Answer Choices	Responses
Yes, much safer	4.88% 22
Yes, a little safer	7.10% 32
I have noticed no change	35.25% 159
No, a little more dangerous	19.29% 87
No, they are more dangerous	33.48% 151
Total	451

**Q2 Do you think people are driving more slowly since the change in the speed limit?
Choose one**

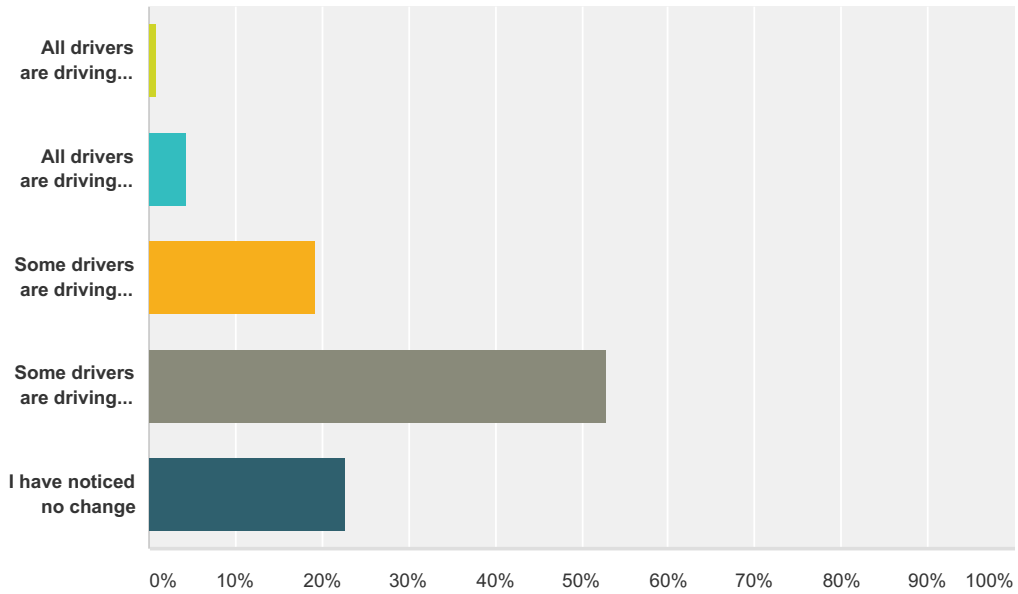
Answered: 451 Skipped: 1



Answer Choices	Responses
Yes, they all are driving more slowly	2.22% 10
Some are driving more slowly but others are still driving at the same speed	25.50% 115
Some are driving more slowly and some are driving more quickly	31.04% 140
Some are driving more slowly	8.87% 40
I have not noticed any change	21.73% 98
They are driving more quickly then before	10.64% 48
Total	451

Q3 What do you think has happened to driver behaviour since the speed change i.e. how do they drive? Choose one

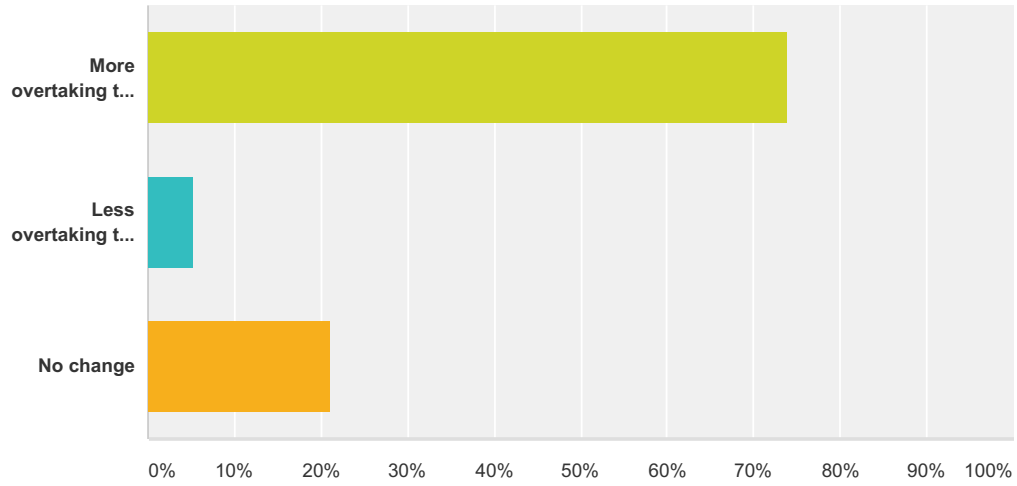
Answered: 449 Skipped: 3



Answer Choices	Responses
All drivers are driving more safely	0.89% 4
All drivers are driving more dangerously	4.45% 20
Some drivers are driving more safely	19.15% 86
Some drivers are driving more dangerously	52.78% 237
I have noticed no change	22.72% 102
Total	449

**Q4 Do you think there has been more or less overtaking on the roads then before the introduction of the speed limit change?
Choose one**

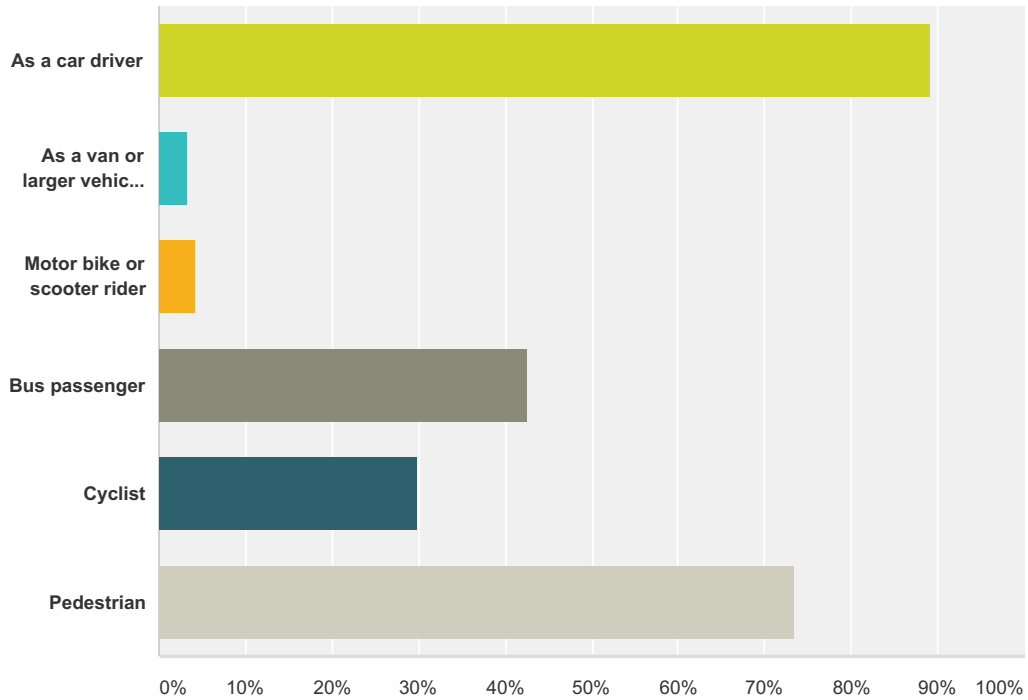
Answered: 448 Skipped: 4



Answer Choices	Responses
More overtaking then before	73.88% 331
Less overtaking then before	5.13% 23
No change	20.98% 94
Total	448

Q5 How do you use the roads? choose all that apply

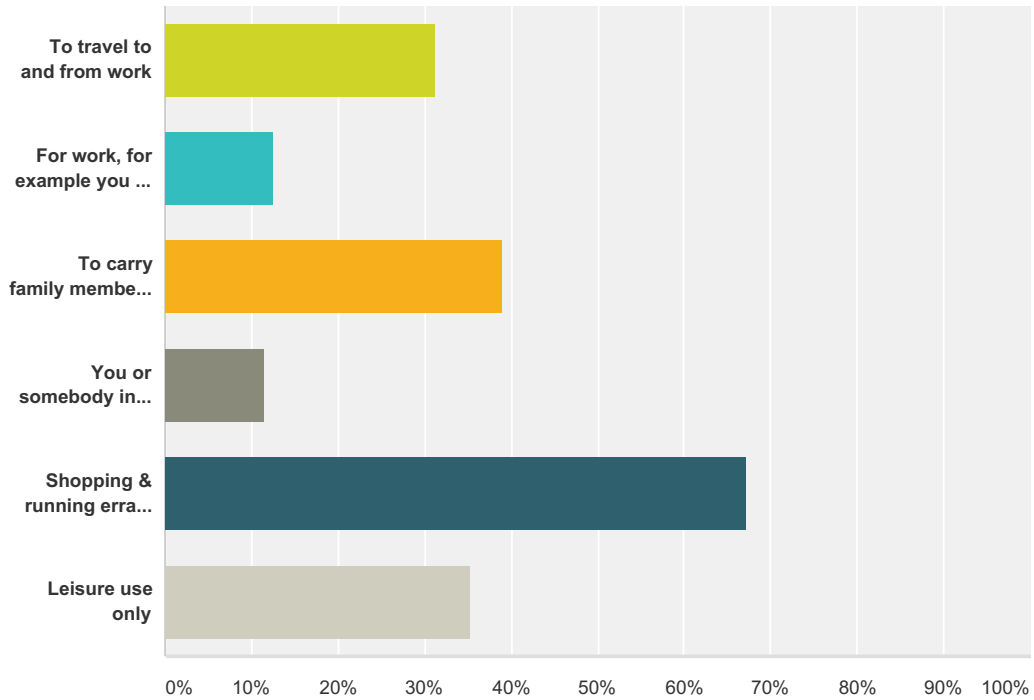
Answered: 451 Skipped: 1



Answer Choices	Responses
As a car driver	89.14% 402
As a van or larger vehicle driver	3.33% 15
Motor bike or scooter rider	4.21% 19
Bus passenger	42.57% 192
Cyclist	29.93% 135
Pedestrian	73.39% 331
Total Respondents: 451	

Q6 If you are a car or van driver why do you use your vehicle; choose all that apply

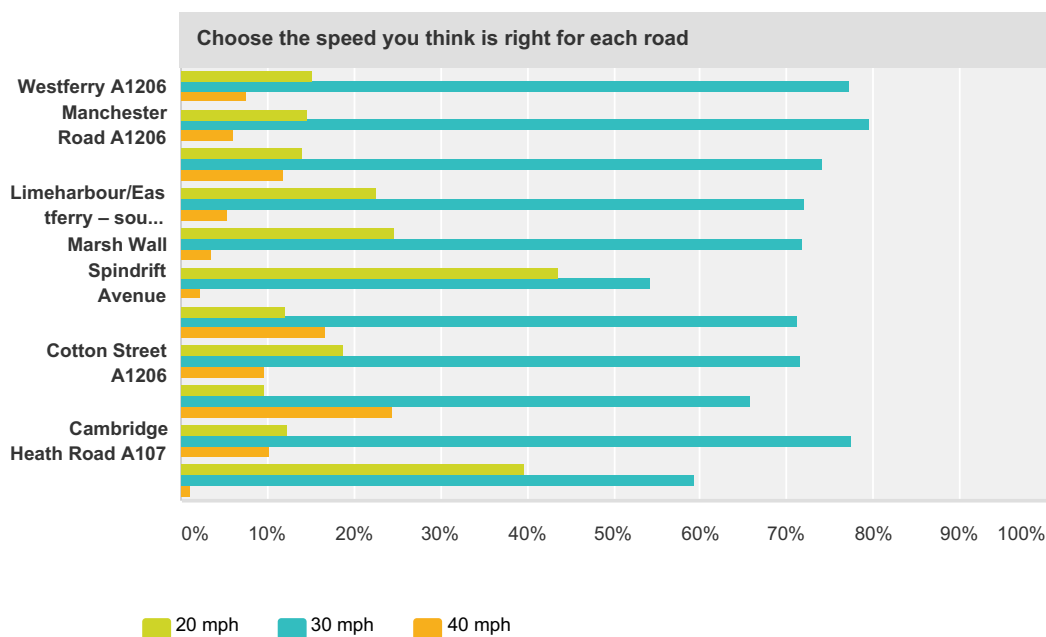
Answered: 399 Skipped: 53



Answer Choices	Responses
To travel to and from work	31.33% 125
For work, for example you use it to move between jobs or to carry tools	12.53% 50
To carry family members around like young children or elderly parents	39.10% 156
You or somebody in your family is disabled or are unable to walk long distances	11.53% 46
Shopping & running errands which you could not do on public transport	67.17% 268
Leisure use only	35.34% 141
Total Respondents: 399	

Q7 What do you think the speed limit should be on the following roads?

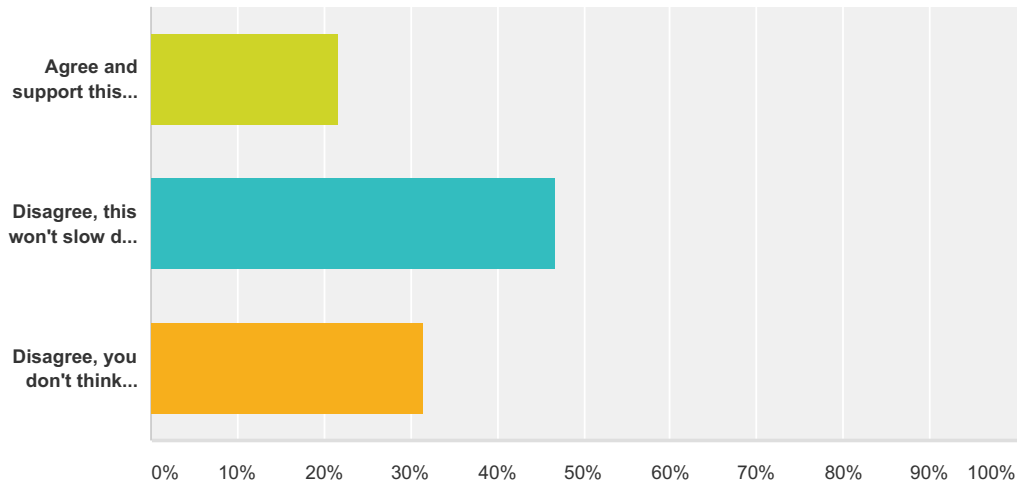
Answered: 438 Skipped: 14



Choose the speed you think is right for each road				
	20 mph	30 mph	40 mph	Total
Westferry A1206	15.19% 65	77.34% 331	7.48% 32	428
Manchester Road A1206	14.52% 61	79.52% 334	5.95% 25	420
Prestons Road from the roundabout to the blue bridge A1206	13.98% 58	74.22% 308	11.81% 49	415
Limeharbour/Eastferry – south of Crossharbour	22.63% 93	72.02% 296	5.35% 22	411
Marsh Wall	24.71% 105	71.76% 305	3.53% 15	425
Spindrift Avenue	43.60% 177	54.19% 220	2.22% 9	406
Leamouth roundabout/ Leamouth Road A1020	12.03% 48	71.18% 284	16.79% 67	399
Cotton Street A1206	18.84% 75	71.61% 285	9.55% 38	398
West India Dock Road A1261 – above Aspen way	9.65% 39	65.84% 266	24.50% 99	404
Cambridge Heath Road A107	12.25% 49	77.50% 310	10.25% 41	400
Other residential roads	39.71% 162	59.31% 242	0.98% 4	408

Q8 Tower Hamlets Council say that speeds increased on Manchester Road and propose to narrow the road by installing cycle lanes in order to slow down traffic. What do you think about this idea? Choose one option

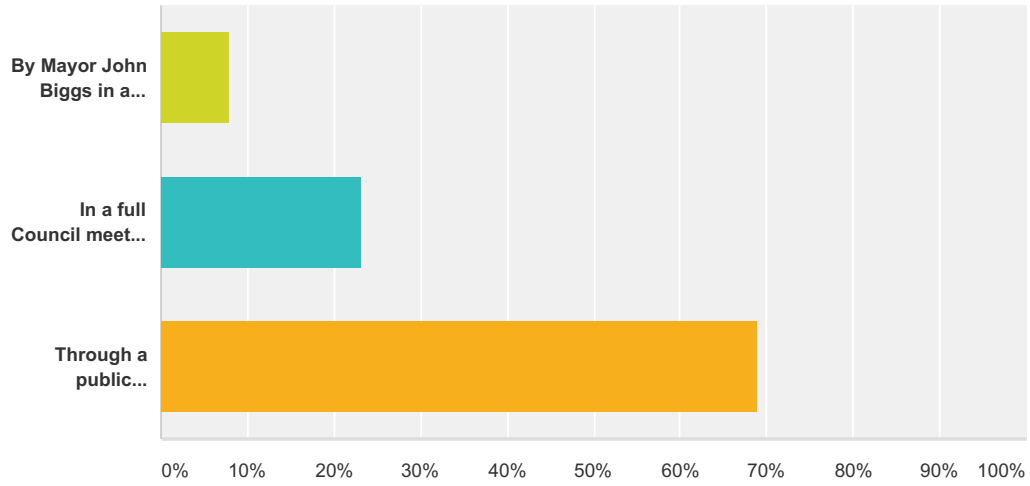
Answered: 442 Skipped: 10



Answer Choices	Responses
Agree and support this change	21.72% 96
Disagree, this won't slow down traffic	46.83% 207
Disagree, you don't think traffic needs to be slowed down from what it is at present	31.45% 139
Total	442

Q9 Whodo you think should make the decision on whether to end, amend or make permanent the 20mph speed limit ban? Pick one choice

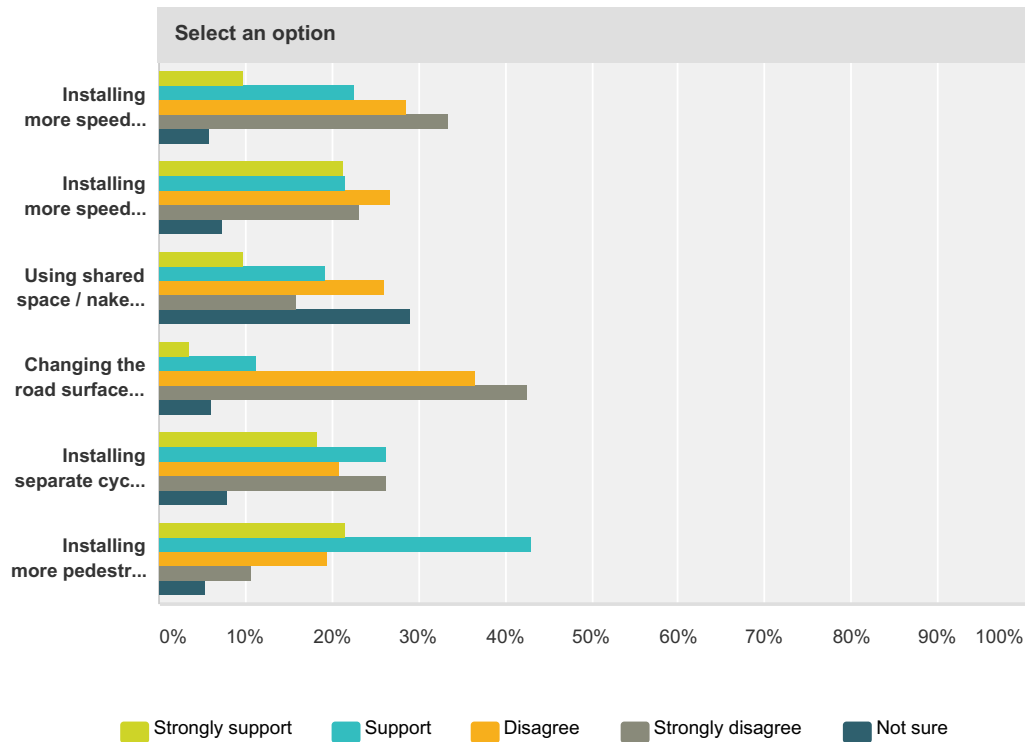
Answered: 441 Skipped: 11



Answer Choices	Responses
By Mayor John Biggs in a Cabinet meeting	7.94% 35
In a full Council meeting after a fulldebate with all Councillors voting	23.13% 102
Through a public referendum as happened in Wells, Croydon, York and Worthing	68.93% 304
Total	441

Q10 Do you support any of the following physical changes to roads?

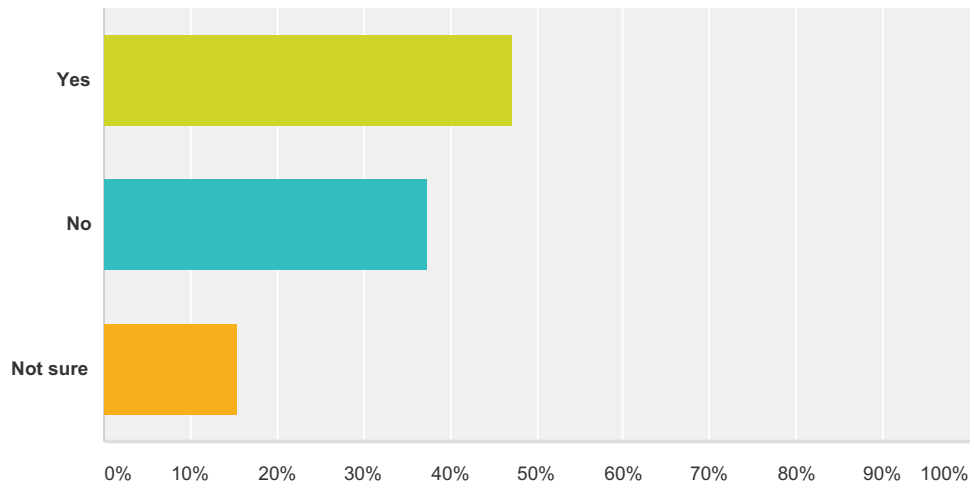
Answered: 441 Skipped: 11



Select an option	Strongly support	Support	Disagree	Strongly disagree	Not sure	Total
Installing more speed bumps	9.74% 42	22.51% 97	28.54% 123	33.41% 144	5.80% 25	431
Installing more speed cameras	21.28% 93	21.51% 94	26.77% 117	23.11% 101	7.32% 32	437
Using shared space / naked streets to encourage slower driving	9.84% 42	19.20% 82	26.00% 111	15.93% 68	29.04% 124	427
Changing the road surface to make it rougher like cobbles stones	3.47% 15	11.34% 49	36.57% 158	42.59% 184	6.02% 26	432
Installing separate cycle lanes	18.46% 79	26.40% 113	20.79% 89	26.40% 113	7.94% 34	428
Installing more pedestrian crossings with raised crossing points	21.43% 93	43.09% 187	19.35% 84	10.60% 46	5.53% 24	434

Q11 Do you support the police spending more time enforcing the speed limit?

Answered: 447 Skipped: 5



Answer Choices	Responses
Yes	47.20% 211
No	37.36% 167
Not sure	15.44% 69
Total	447

20 mph speed limit Tower Hamlets - experimental blanket ban ends this October, what do you think should happen when it ends

Q12 Can you provide the postcode of where you live so that we can validate whether you live in Tower Hamlets or not

Answered: 443 Skipped: 9

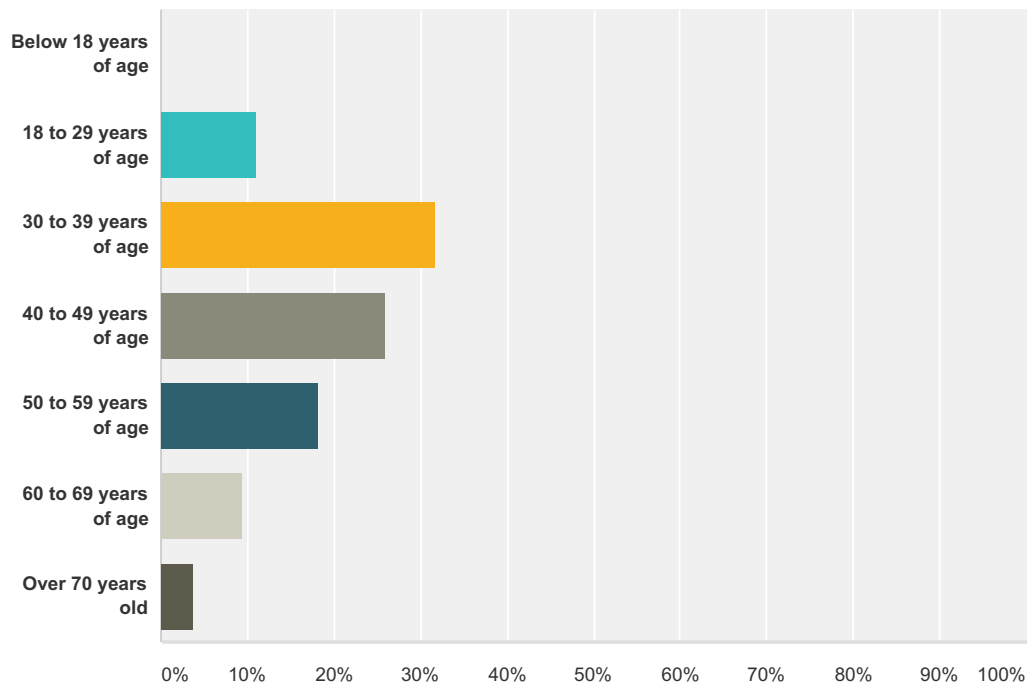
20 mph speed limit Tower Hamlets - experimental blanket ban ends this October, what do you think should happen when it ends

Q13 Do you want to add any comments?

Answered: 129 Skipped: 323

Q14 What is your age? we need this otherwise the Council won't accept the results of the survey

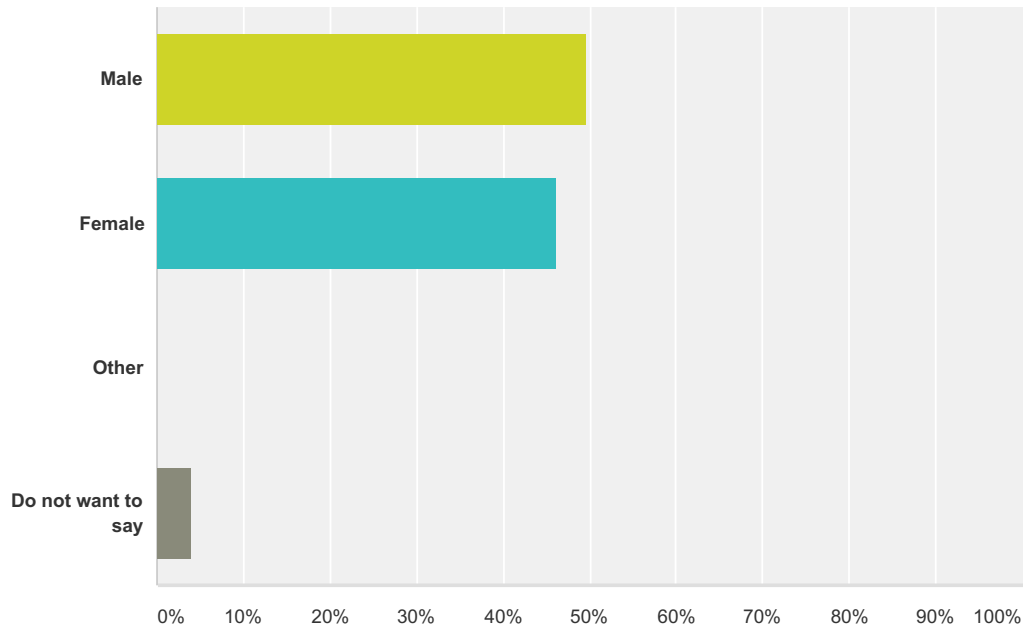
Answered: 447 Skipped: 5



Answer Choices	Responses
Below 18 years of age	0.00% 0
18 to 29 years of age	10.96% 49
30 to 39 years of age	31.77% 142
40 to 49 years of age	25.95% 116
50 to 59 years of age	18.12% 81
60 to 69 years of age	9.40% 42
Over 70 years old	3.80% 17
Total	447

Q15 What is your sex?

Answered: 446 Skipped: 6



Answer Choices	Responses
Male	49.78% 222
Female	46.19% 206
Other	0.00% 0
Do not want to say	4.04% 18
Total	446