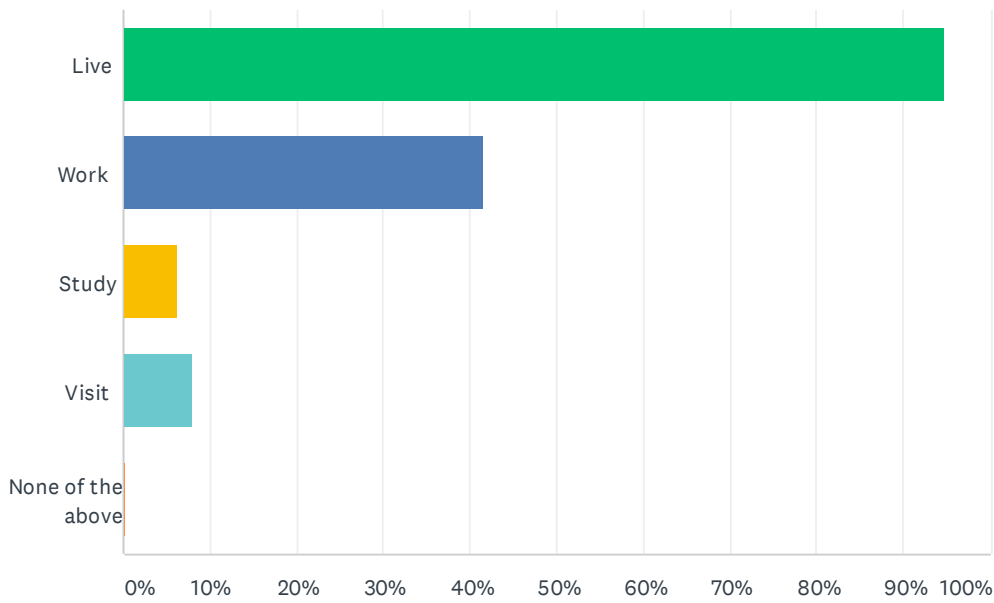


Q1 Do you live in, work in, study in or just visit Tower Hamlets? tick all that apply

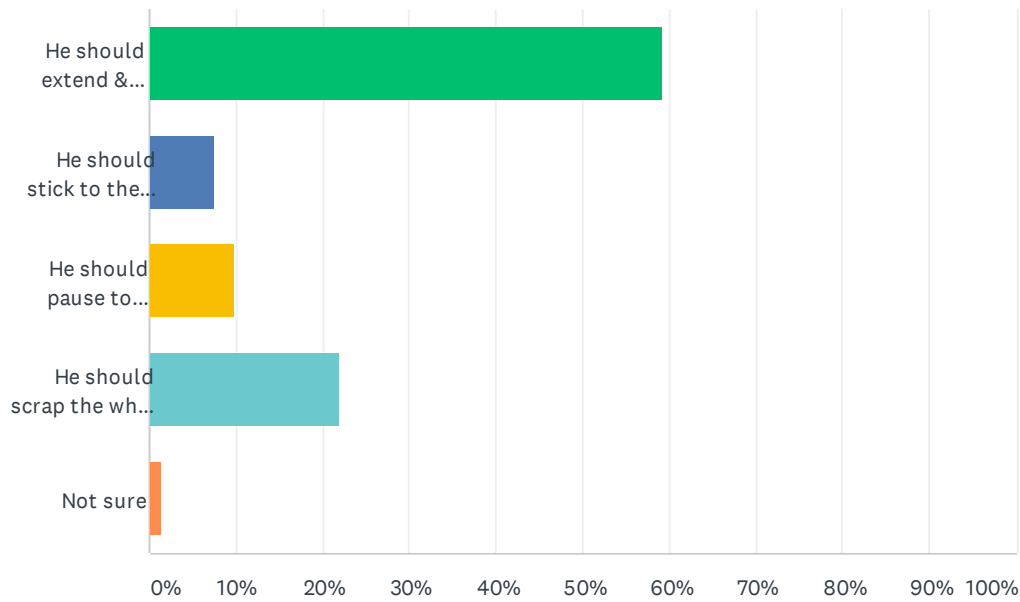
Answered: 426 Skipped: 0



ANSWER CHOICES	RESPONSES	
Live	94.84%	404
Work	41.55%	177
Study	6.34%	27
Visit	7.98%	34
None of the above	0.23%	1
Total Respondents: 426		

Q2 What should the Mayor do next with Liveable Streets?

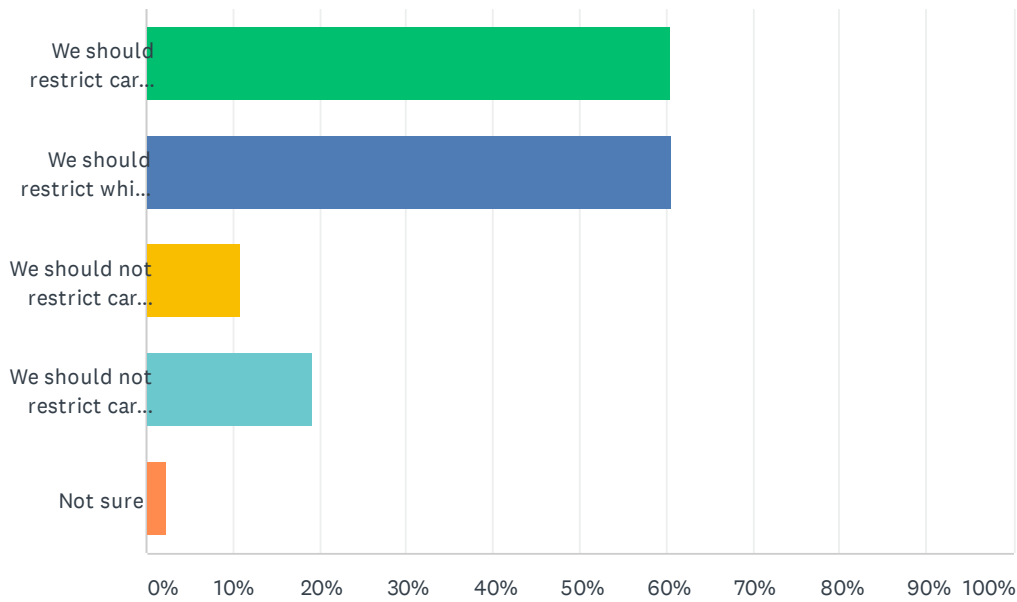
Answered: 425 Skipped: 1



ANSWER CHOICES	RESPONSES	
He should extend & strengthen the programme	59.29%	252
He should stick to the existing proposals	7.53%	32
He should pause to reconsult residents	9.88%	42
He should scrap the whole thing	21.88%	93
Not sure	1.41%	6
TOTAL		425

Q3 Which is closest to your view? tick your preferred options

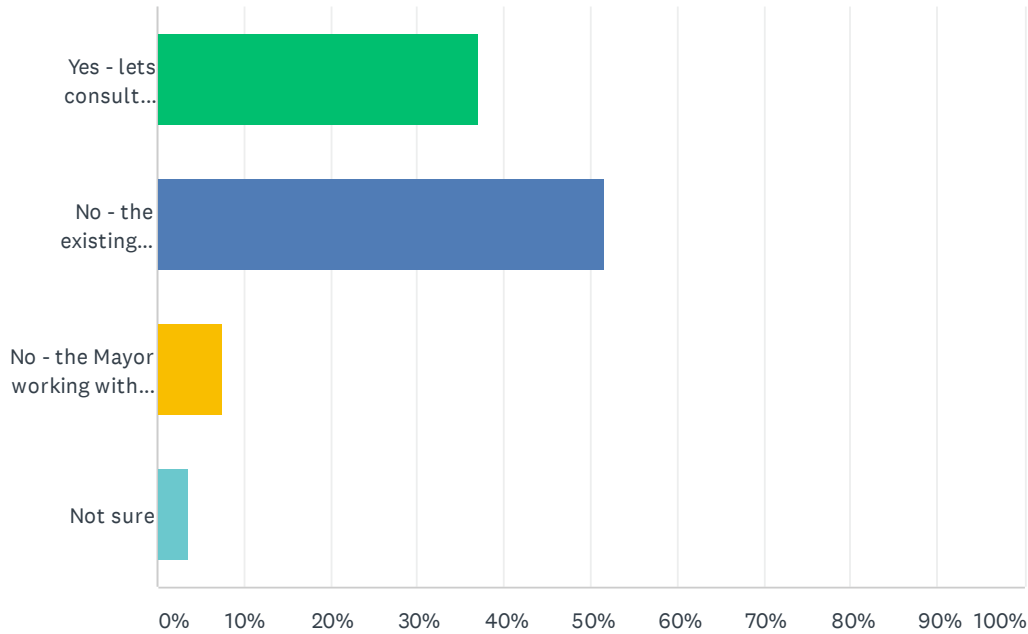
Answered: 423 Skipped: 3



ANSWER CHOICES	RESPONSES	
We should restrict car use by Tower Hamlets residents	60.52%	256
We should restrict which roads that drivers from outside of Tower Hamlets can use	60.76%	257
We should not restrict car use by Tower Hamlets residents	10.87%	46
We should not restrict car use by anybody	19.15%	81
Not sure	2.36%	10
Total Respondents: 423		

Q4 Should we copy Ealing Council who ran a public consultation about their existing schemes, 22,000 responses were received (where residents supported some schemes but wanted others removed)

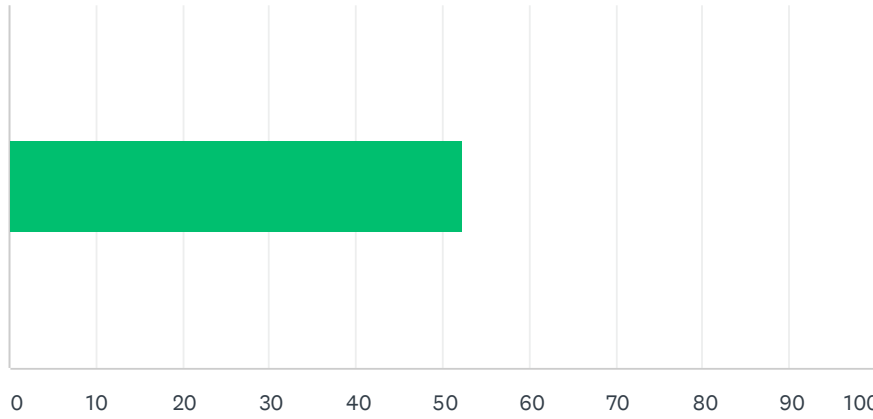
Answered: 423 Skipped: 3



ANSWER CHOICES	RESPONSES	
Yes - lets consult residents again about the existing schemes	37.12%	157
No - the existing consultation results should stand	51.77%	219
No - the Mayor working with experts should decide what happens next	7.57%	32
Not sure	3.55%	15
TOTAL		423

Q5 How much money should Tower Hamlets Council spend on this programme, if it had £100 to invest in improving Tower Hamlets, would you spend £0 on roads or all of the £100? move the bar to how much you would spend

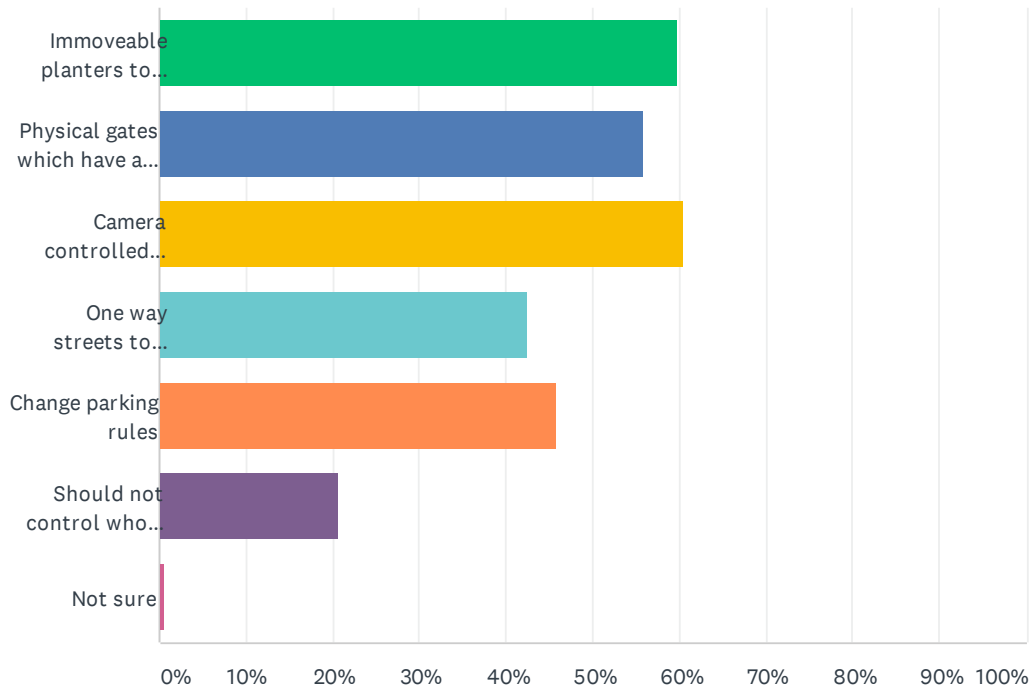
Answered: 400 Skipped: 26



ANSWER CHOICES	AVERAGE NUMBER	TOTAL NUMBER	RESPONSES
	52	20,880	400
Total Respondents: 400			

Q6 How should the Council control who uses roads? pick your preferred options

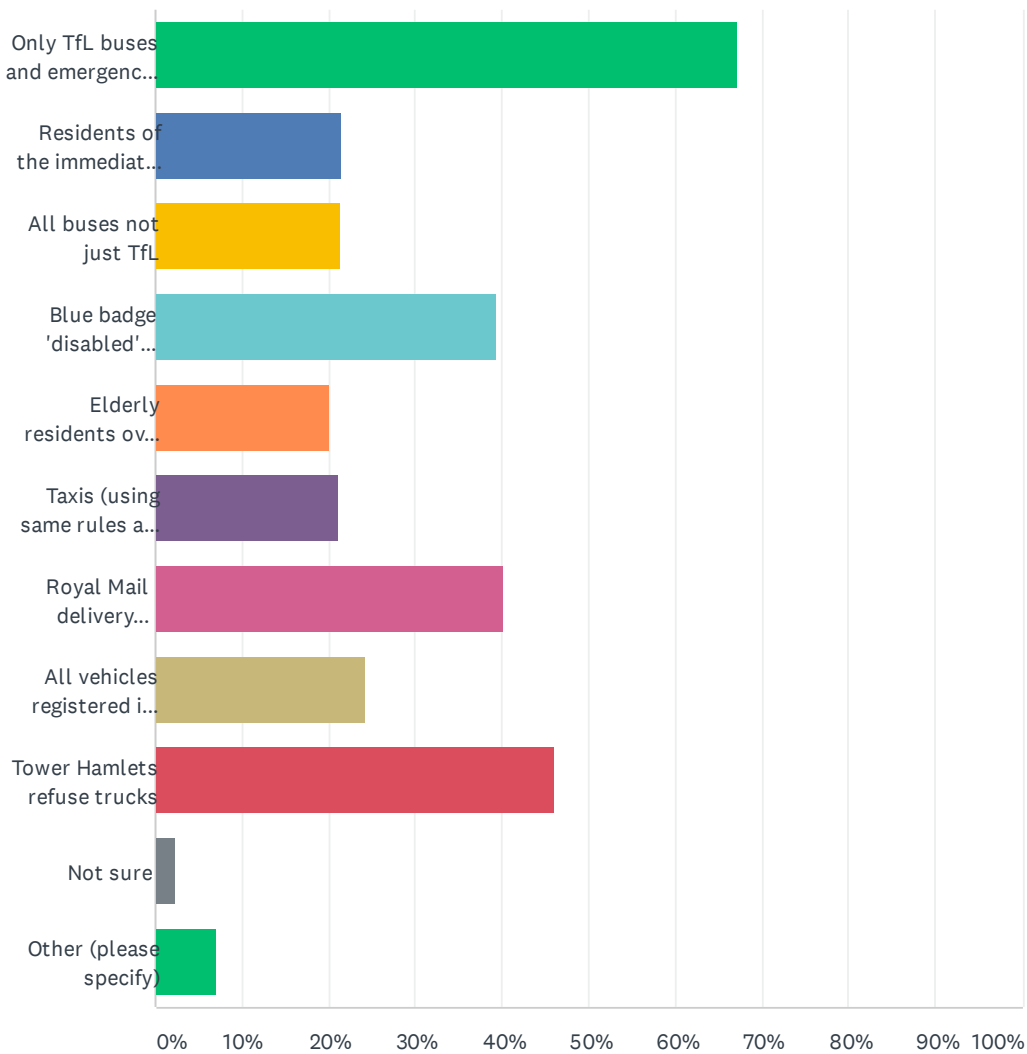
Answered: 420 Skipped: 6



ANSWER CHOICES	RESPONSES	
Immoveable planters to stop anybody driving through	59.76%	251
Physical gates which have a key for emergency services only	55.95%	235
Camera controlled 'bus' gates where fines are issued if the wrong people drive through (see next Q)	60.48%	254
One way streets to reduce congestion	42.38%	178
Change parking rules	45.71%	192
Should not control who uses roads	20.71%	87
Not sure	0.71%	3
Total Respondents: 420		

Q7 If the Council use camera controlled 'bus' gates who should be able to drive through (tick all that you think should be able to drive through)

Answered: 425 Skipped: 1

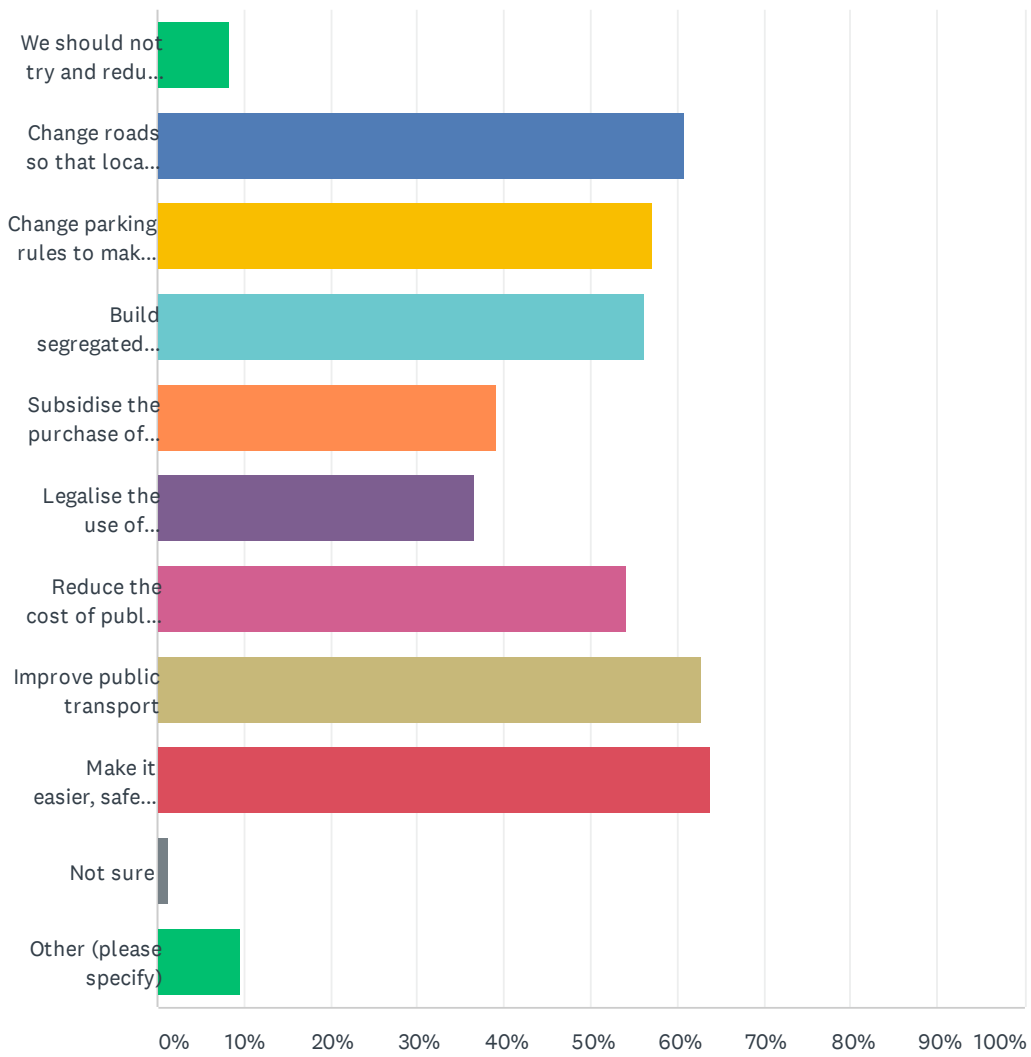


Liveable Streets Reset -full survey

ANSWER CHOICES	RESPONSES	
Only TfL buses and emergency vehicles only	67.06%	285
Residents of the immediate area e.g. E1W for the Wapping bus gate	21.65%	92
All buses not just TfL	21.41%	91
Blue badge 'disabled' holders	39.29%	167
Elderly residents over a certain age	20.00%	85
Taxis (using same rules as TfL)	21.18%	90
Royal Mail delivery vehicles	40.24%	171
All vehicles registered in Tower Hamlets	24.24%	103
Tower Hamlets refuse trucks	46.12%	196
Not sure	2.35%	10
Other (please specify)	7.06%	30
Total Respondents: 425		

Q8 How do we encourage people in Tower Hamlets to use their cars less?, tick all that apply

Answered: 426 Skipped: 0

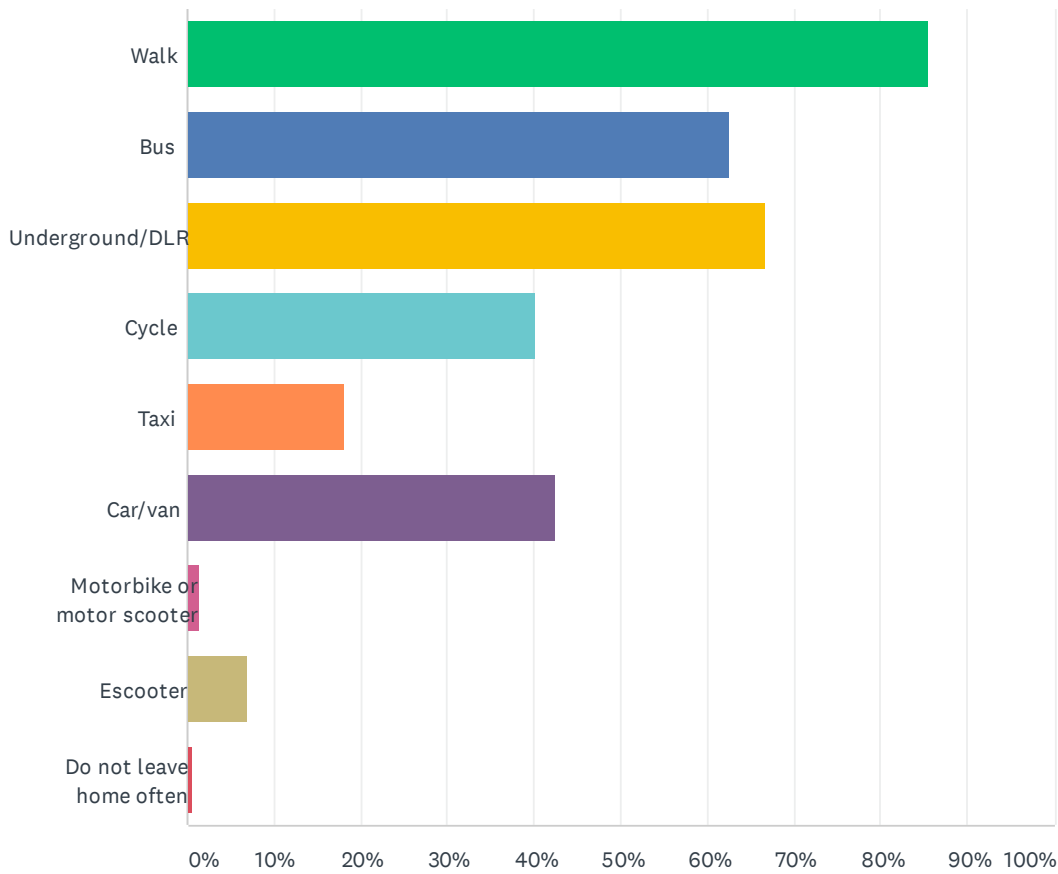


Liveable Streets Reset -full survey

ANSWER CHOICES	RESPONSES	
We should not try and reduce car use	8.45%	36
Change roads so that local car journeys are less convenient	60.80%	259
Change parking rules to make it harder to park	57.04%	243
Build segregated cycle lanes	56.34%	240
Subsidise the purchase of bicycles	39.20%	167
Legalise the use of scooters	36.62%	156
Reduce the cost of public transport	54.23%	231
Improve public transport	62.68%	267
Make it easier, safer to walk & cycle	63.85%	272
Not sure	1.17%	5
Other (please specify)	9.62%	41
Total Respondents: 426		

Q9 How do you travel (at least once a week) (tick all that apply)

Answered: 424 Skipped: 2



ANSWER CHOICES	RESPONSES	
Walk	85.61%	363
Bus	62.50%	265
Underground/DLR	66.75%	283
Cycle	40.09%	170
Taxi	18.16%	77
Car/van	42.45%	180
Motorbike or motor scooter	1.42%	6
Escooter	6.84%	29
Do not leave home often	0.71%	3
Total Respondents: 424		

Q10 Do you wish to make a comment about any of these issues?

Answered: 106 Skipped: 320

Q11 Want to get updates?, please supply your email address, will only be used for emails about Liveable Streets

Answered: 102 Skipped: 324

ANSWER CHOICES	RESPONSES	
Name	0.00%	0
Company	0.00%	0
Address	0.00%	0
Address 2	0.00%	0
City/Town	0.00%	0
State/Province	0.00%	0
ZIP/Postal Code	0.00%	0
Country	0.00%	0
Email Address	100.00%	102
Phone Number	0.00%	0