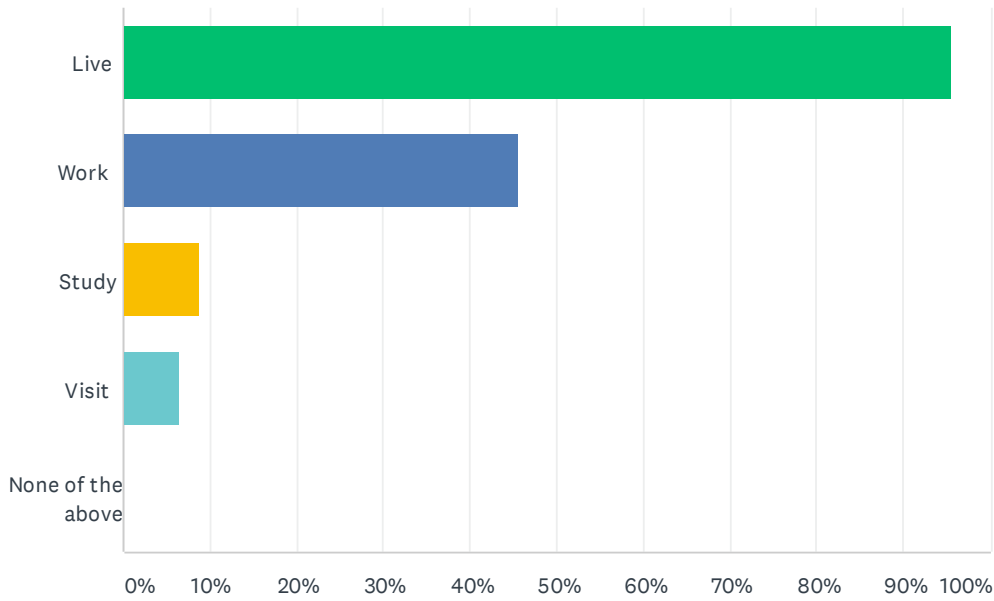


Q1 Do you live in, work in, study in or just visit Tower Hamlets? tick all that apply

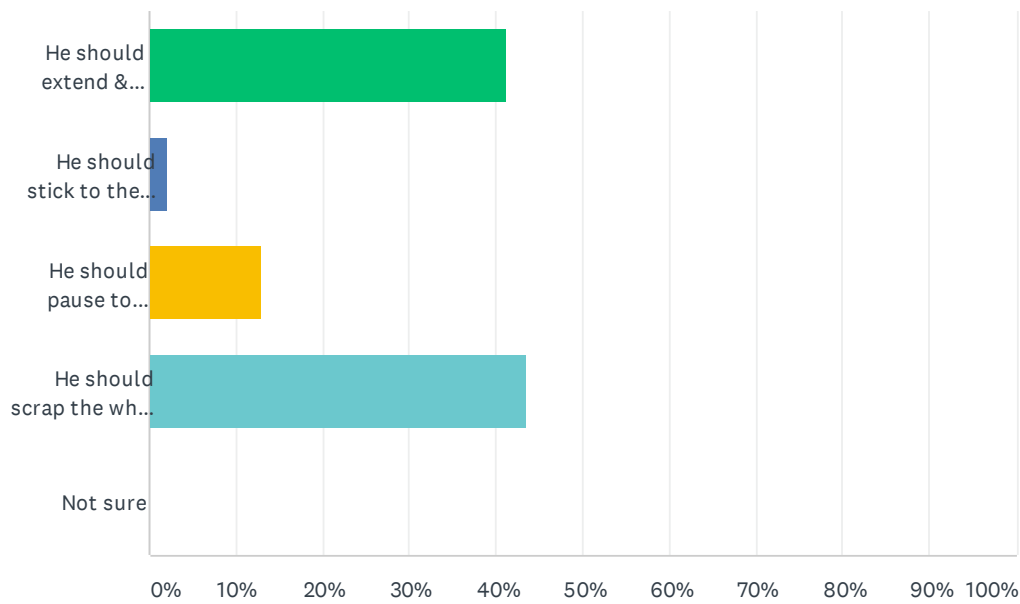
Answered: 46 Skipped: 0



ANSWER CHOICES	RESPONSES	
Live	95.65%	44
Work	45.65%	21
Study	8.70%	4
Visit	6.52%	3
None of the above	0.00%	0
Total Respondents: 46		

Q2 What should the Mayor do next with Liveable Streets?

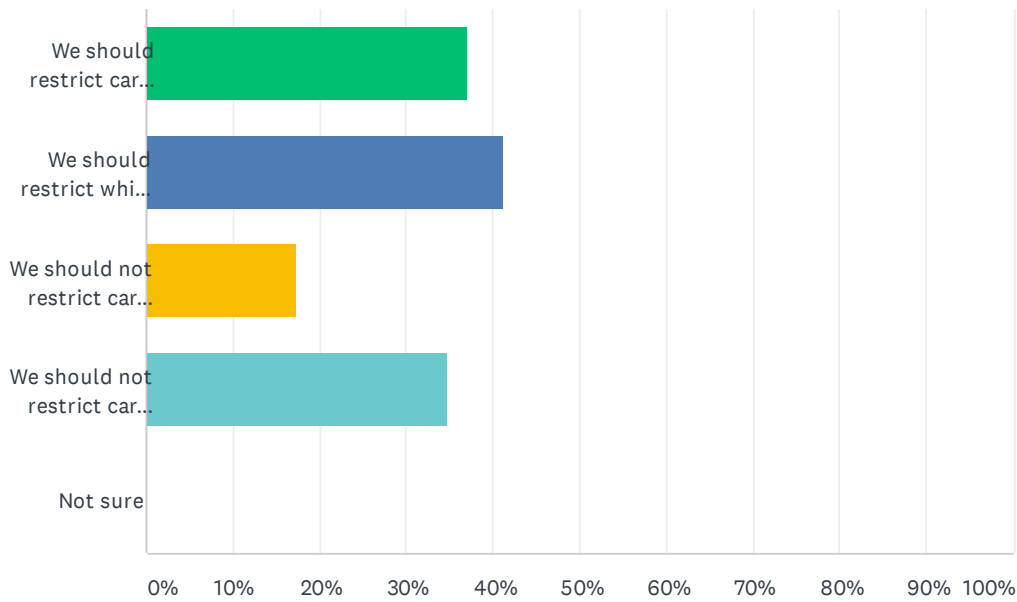
Answered: 46 Skipped: 0



ANSWER CHOICES	RESPONSES	
He should extend & strengthen the programme	41.30%	19
He should stick to the existing proposals	2.17%	1
He should pause to reconsult residents	13.04%	6
He should scrap the whole thing	43.48%	20
Not sure	0.00%	0
TOTAL		46

Q3 Which is closest to your view? tick your preferred options

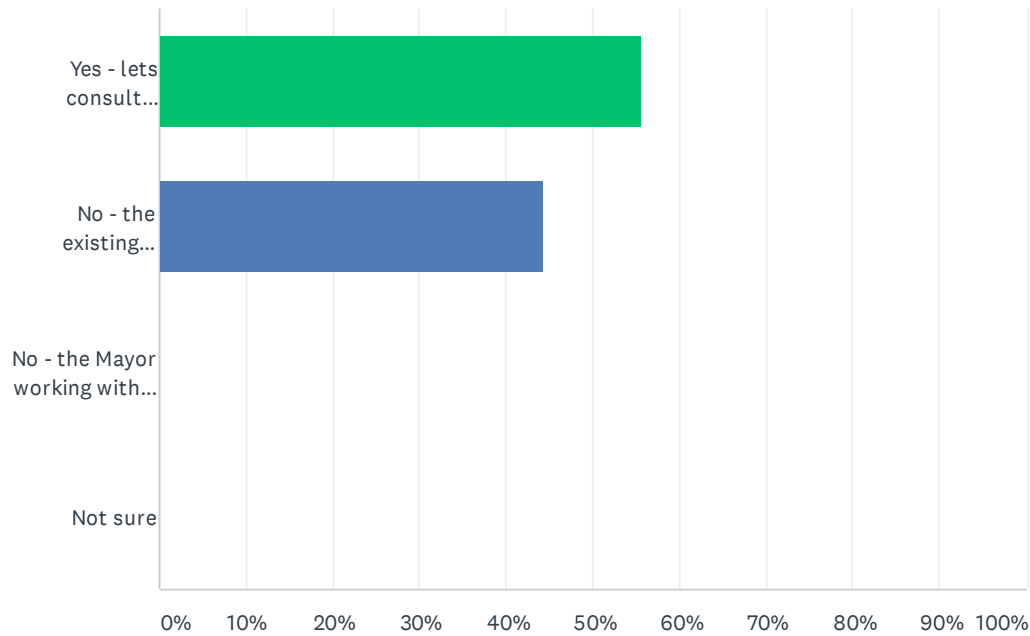
Answered: 46 Skipped: 0



ANSWER CHOICES	RESPONSES	
We should restrict car use by Tower Hamlets residents	36.96%	17
We should restrict which roads that drivers from outside of Tower Hamlets can use	41.30%	19
We should not restrict car use by Tower Hamlets residents	17.39%	8
We should not restrict car use by anybody	34.78%	16
Not sure	0.00%	0
Total Respondents: 46		

Q4 Should we copy Ealing Council who ran a public consultation about their existing schemes, 22,000 responses were received (where residents supported some schemes but wanted others removed)

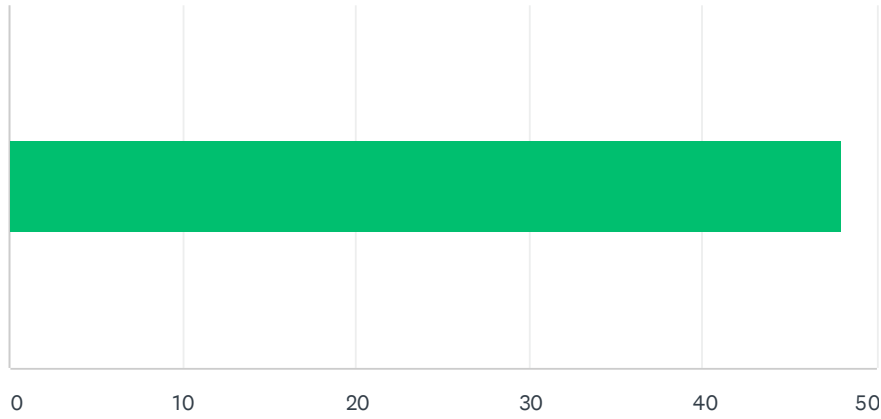
Answered: 45 Skipped: 1



ANSWER CHOICES	RESPONSES	
Yes - lets consult residents again about the existing schemes	55.56%	25
No - the existing consultation results should stand	44.44%	20
No - the Mayor working with experts should decide what happens next	0.00%	0
Not sure	0.00%	0
TOTAL		45

Q5 How much money should Tower Hamlets Council spend on this programme, if it had £100 to invest in improving Tower Hamlets, would you spend £0 on roads or all of the £100? move the bar to how much you would spend

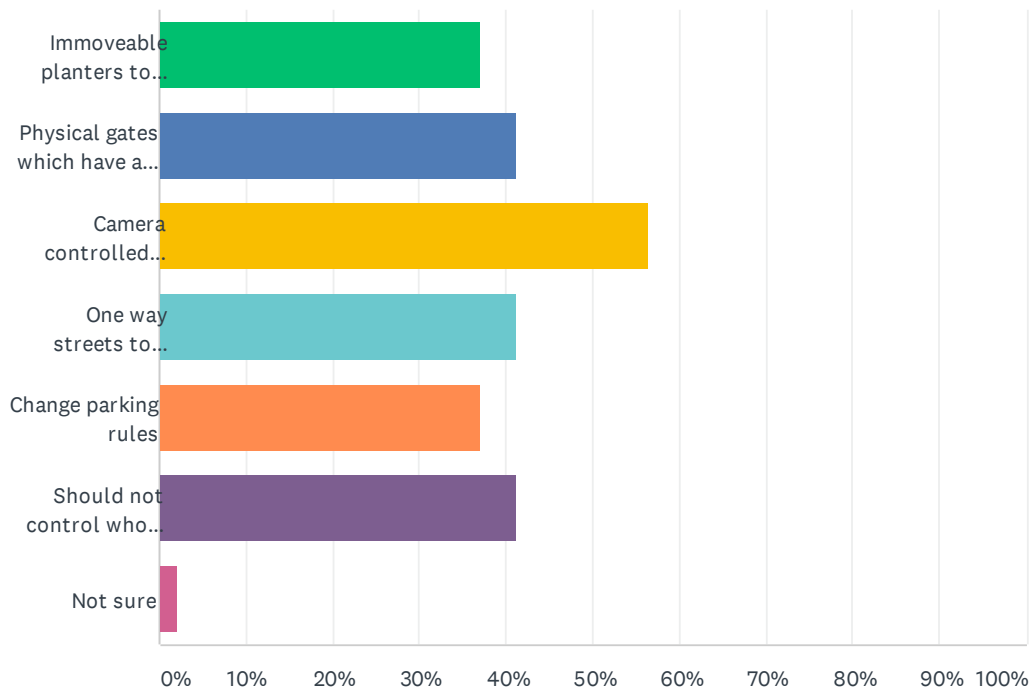
Answered: 41 Skipped: 5



ANSWER CHOICES	AVERAGE NUMBER	TOTAL NUMBER	RESPONSES
	48	1,969	41
Total Respondents: 41			

Q6 How should the Council control who uses roads? pick your preferred options

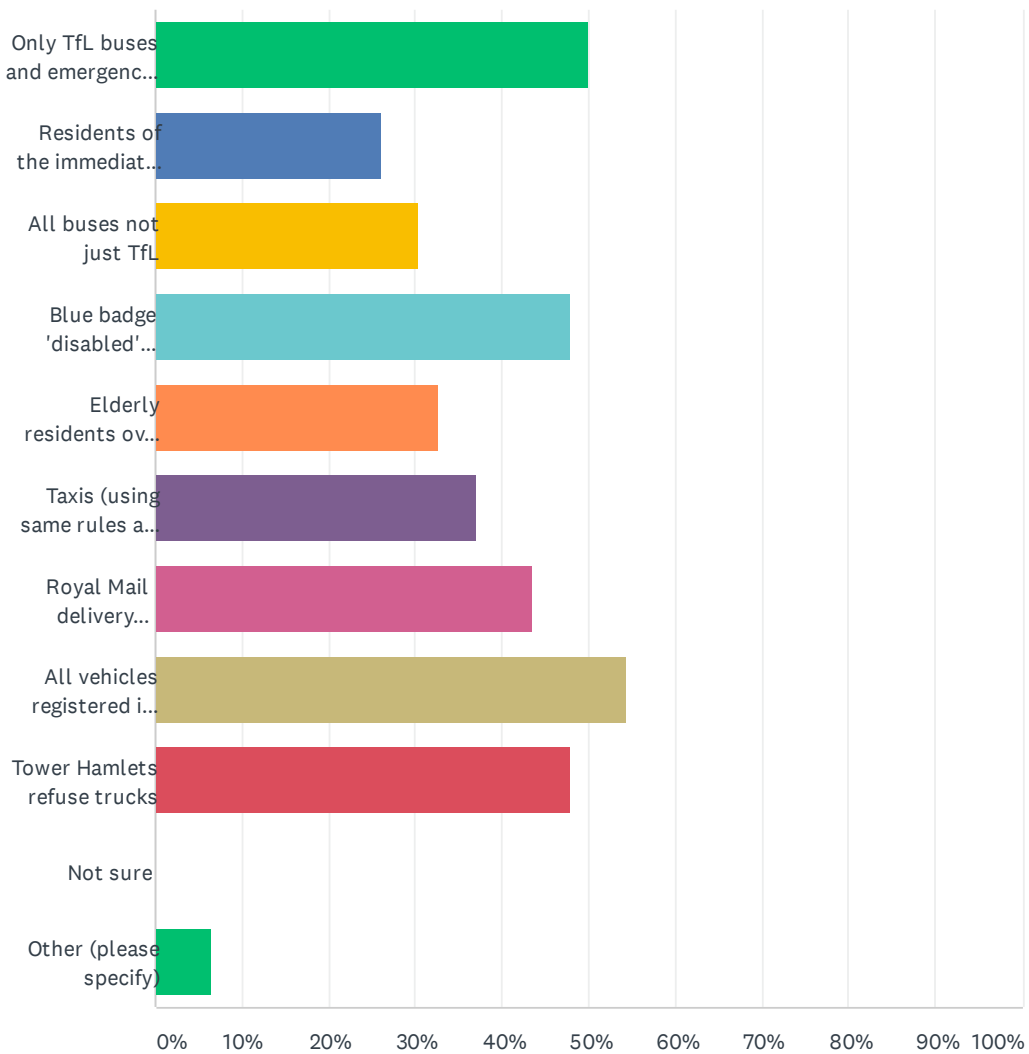
Answered: 46 Skipped: 0



ANSWER CHOICES	RESPONSES	
Immoveable planters to stop anybody driving through	36.96%	17
Physical gates which have a key for emergency services only	41.30%	19
Camera controlled 'bus' gates where fines are issued if the wrong people drive through (see next Q)	56.52%	26
One way streets to reduce congestion	41.30%	19
Change parking rules	36.96%	17
Should not control who uses roads	41.30%	19
Not sure	2.17%	1
Total Respondents: 46		

Q7 If the Council use camera controlled 'bus' gates who should be able to drive through (tick all that you think should be able to drive through)

Answered: 46 Skipped: 0

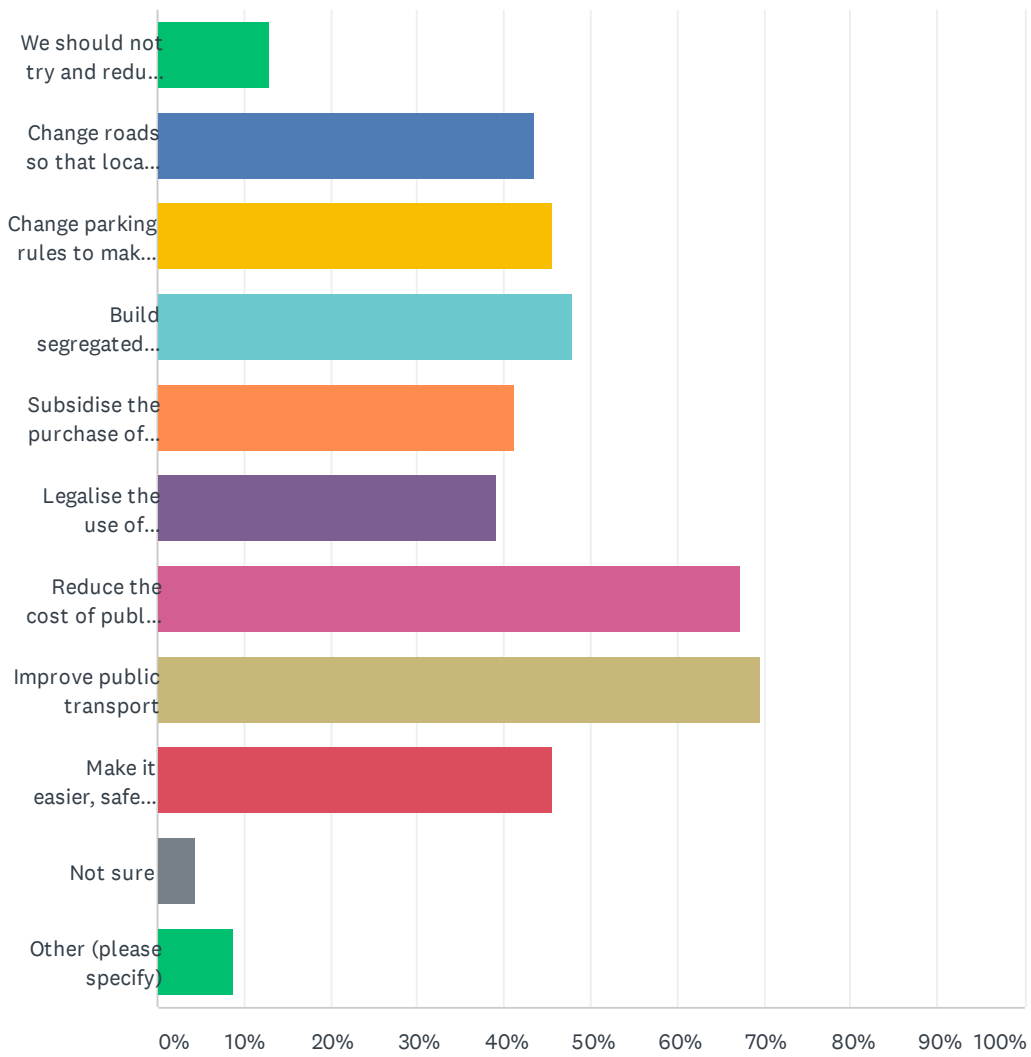


Liveable Streets Reset -full survey

ANSWER CHOICES	RESPONSES	
Only TfL buses and emergency vehicles only	50.00%	23
Residents of the immediate area e.g. E1W for the Wapping bus gate	26.09%	12
All buses not just TfL	30.43%	14
Blue badge 'disabled' holders	47.83%	22
Elderly residents over a certain age	32.61%	15
Taxis (using same rules as TfL)	36.96%	17
Royal Mail delivery vehicles	43.48%	20
All vehicles registered in Tower Hamlets	54.35%	25
Tower Hamlets refuse trucks	47.83%	22
Not sure	0.00%	0
Other (please specify)	6.52%	3
Total Respondents: 46		

Q8 How do we encourage people in Tower Hamlets to use their cars less?, tick all that apply

Answered: 46 Skipped: 0

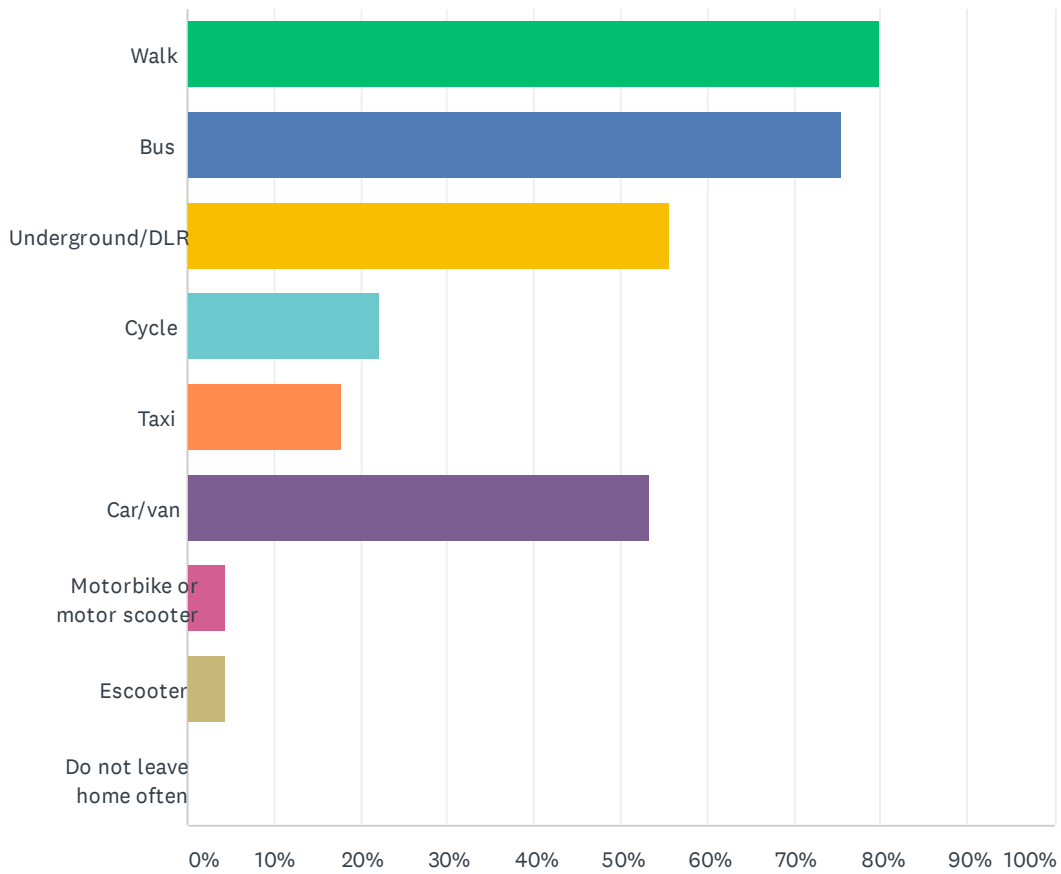


Liveable Streets Reset -full survey

ANSWER CHOICES	RESPONSES	
We should not try and reduce car use	13.04%	6
Change roads so that local car journeys are less convenient	43.48%	20
Change parking rules to make it harder to park	45.65%	21
Build segregated cycle lanes	47.83%	22
Subsidise the purchase of bicycles	41.30%	19
Legalise the use of scooters	39.13%	18
Reduce the cost of public transport	67.39%	31
Improve public transport	69.57%	32
Make it easier, safer to walk & cycle	45.65%	21
Not sure	4.35%	2
Other (please specify)	8.70%	4
Total Respondents: 46		

Q9 How do you travel (at least once a week) (tick all that apply)

Answered: 45 Skipped: 1



ANSWER CHOICES	RESPONSES	
Walk	80.00%	36
Bus	75.56%	34
Underground/DLR	55.56%	25
Cycle	22.22%	10
Taxi	17.78%	8
Car/van	53.33%	24
Motorbike or motor scooter	4.44%	2
Escooter	4.44%	2
Do not leave home often	0.00%	0
Total Respondents: 45		

Q10 Do you wish to make a comment about any of these issues?

Answered: 13 Skipped: 33

Q11 Want to get updates?, please supply your email address, will only be used for emails about Liveable Streets

Answered: 15 Skipped: 31

ANSWER CHOICES	RESPONSES	
Name	0.00%	0
Company	0.00%	0
Address	0.00%	0
Address 2	0.00%	0
City/Town	0.00%	0
State/Province	0.00%	0
ZIP/Postal Code	0.00%	0
Country	0.00%	0
Email Address	100.00%	15
Phone Number	0.00%	0