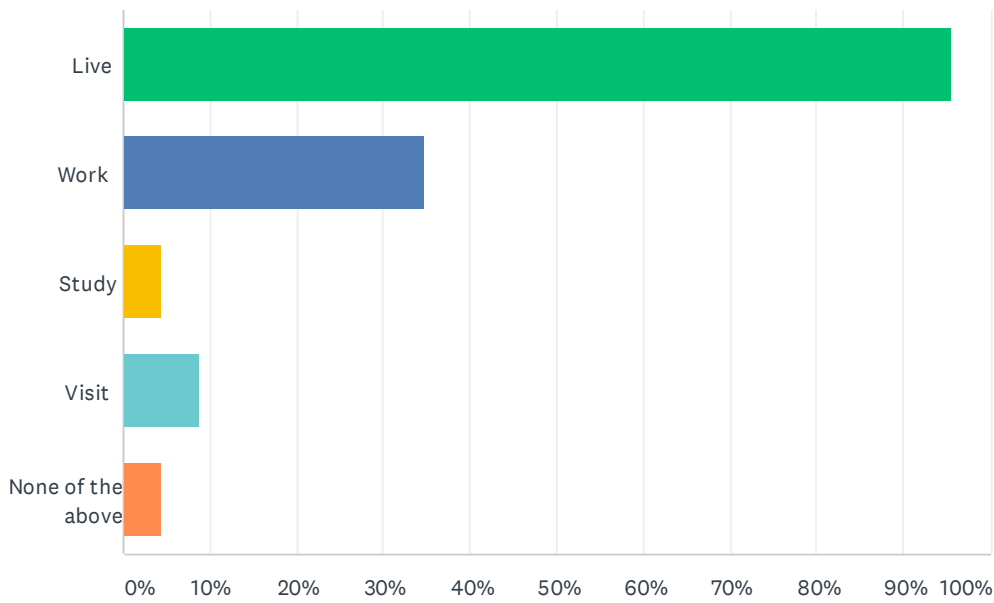


Q1 Do you live in, work in, study in or just visit Tower Hamlets? tick all that apply

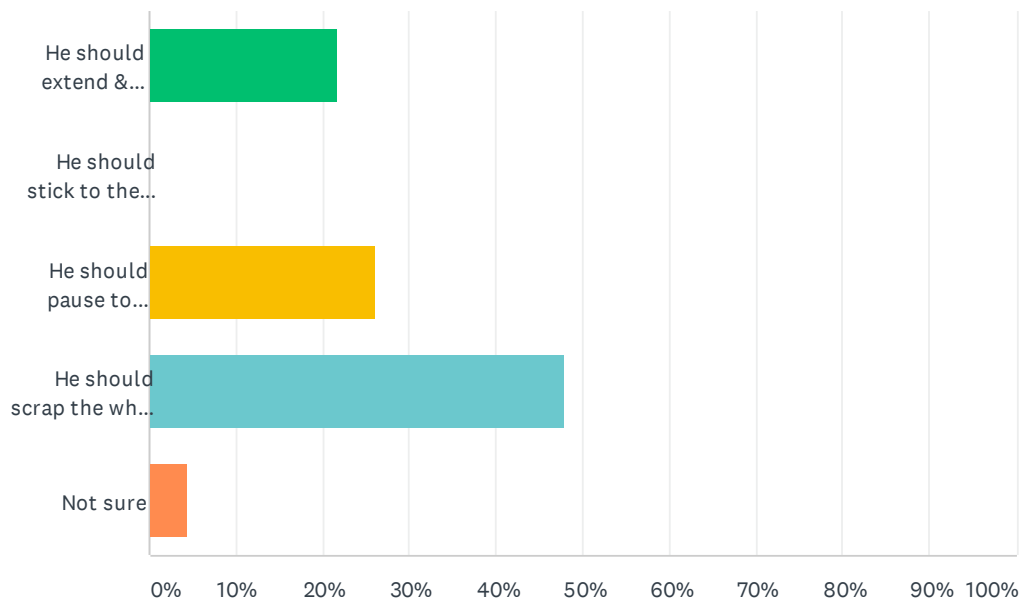
Answered: 23 Skipped: 0



ANSWER CHOICES	RESPONSES	
Live	95.65%	22
Work	34.78%	8
Study	4.35%	1
Visit	8.70%	2
None of the above	4.35%	1
Total Respondents: 23		

Q2 What should the Mayor do next with Liveable Streets?

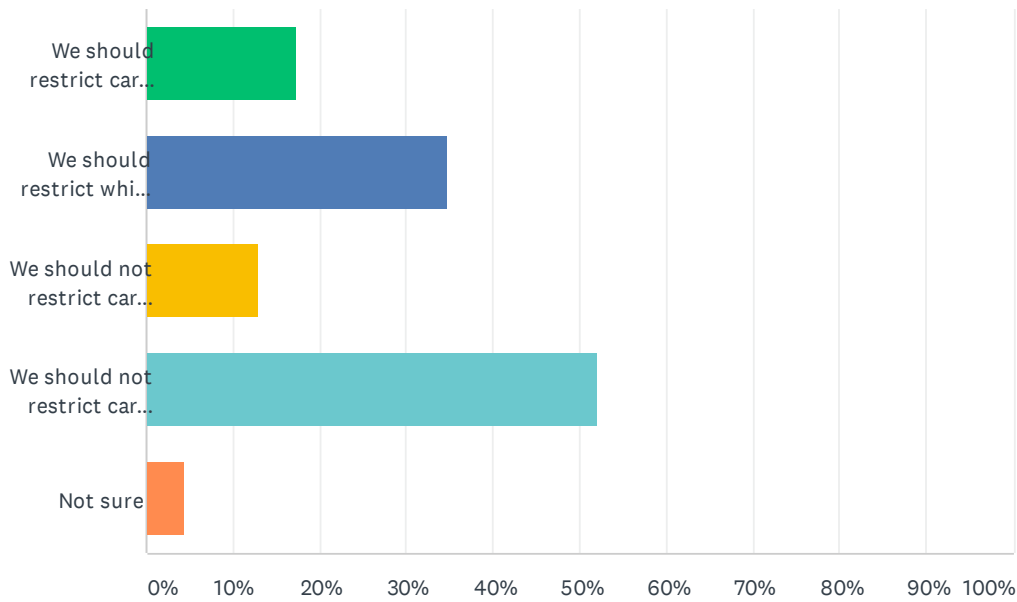
Answered: 23 Skipped: 0



ANSWER CHOICES	RESPONSES	
He should extend & strengthen the programme	21.74%	5
He should stick to the existing proposals	0.00%	0
He should pause to reconsult residents	26.09%	6
He should scrap the whole thing	47.83%	11
Not sure	4.35%	1
TOTAL		23

Q3 Which is closest to your view? tick your preferred options

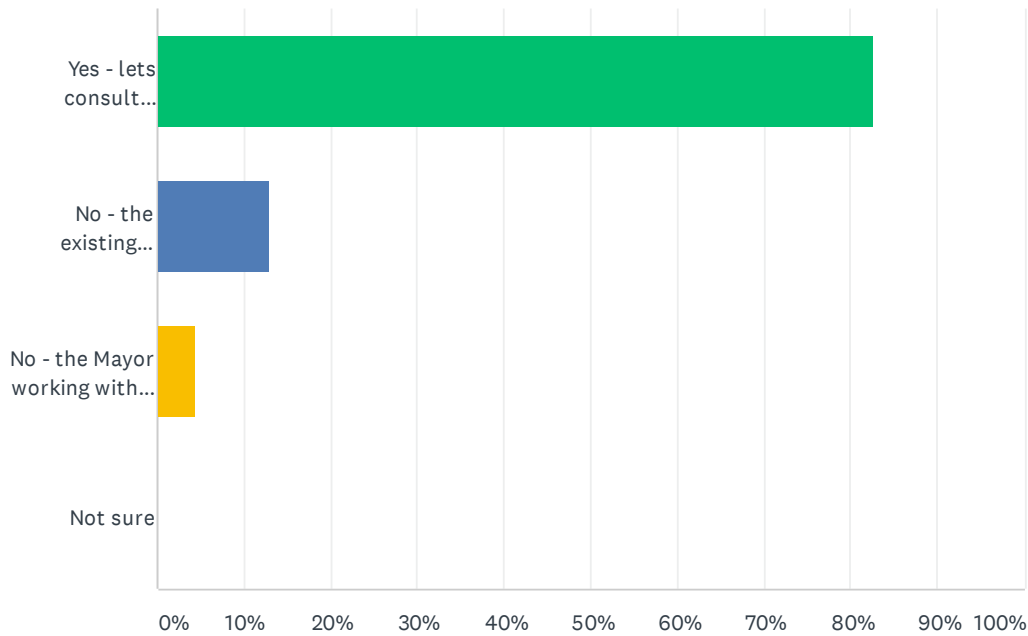
Answered: 23 Skipped: 0



ANSWER CHOICES	RESPONSES	
We should restrict car use by Tower Hamlets residents	17.39%	4
We should restrict which roads that drivers from outside of Tower Hamlets can use	34.78%	8
We should not restrict car use by Tower Hamlets residents	13.04%	3
We should not restrict car use by anybody	52.17%	12
Not sure	4.35%	1
Total Respondents: 23		

Q4 Should we copy Ealing Council who ran a public consultation about their existing schemes, 22,000 responses were received (where residents supported some schemes but wanted others removed)

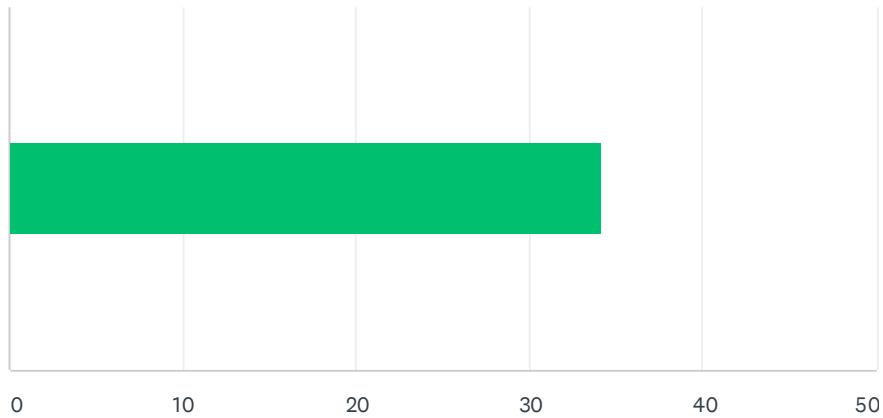
Answered: 23 Skipped: 0



ANSWER CHOICES	RESPONSES	
Yes - lets consult residents again about the existing schemes	82.61%	19
No - the existing consultation results should stand	13.04%	3
No - the Mayor working with experts should decide what happens next	4.35%	1
Not sure	0.00%	0
TOTAL		23

Q5 How much money should Tower Hamlets Council spend on this programme, if it had £100 to invest in improving Tower Hamlets, would you spend £0 on roads or all of the £100? move the bar to how much you would spend

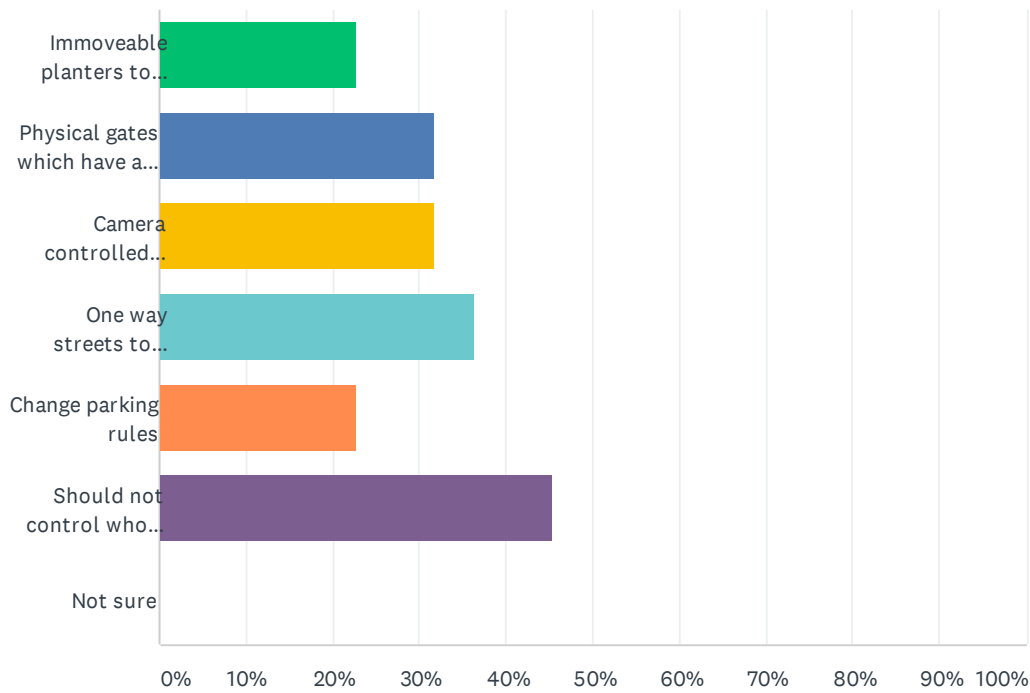
Answered: 21 Skipped: 2



ANSWER CHOICES	AVERAGE NUMBER	TOTAL NUMBER	RESPONSES
	34	718	21
Total Respondents: 21			

Q6 How should the Council control who uses roads? pick your preferred options

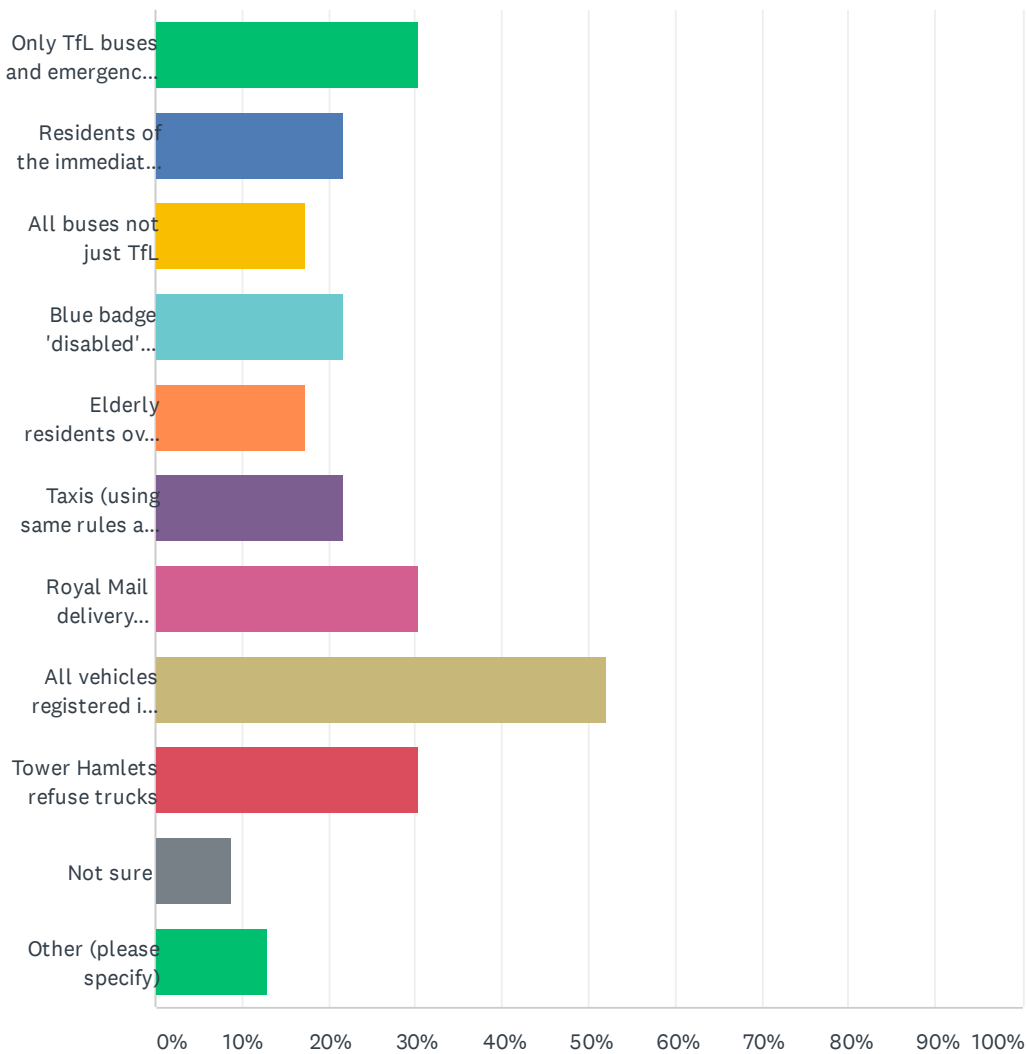
Answered: 22 Skipped: 1



ANSWER CHOICES	RESPONSES	
Immoveable planters to stop anybody driving through	22.73%	5
Physical gates which have a key for emergency services only	31.82%	7
Camera controlled 'bus' gates where fines are issued if the wrong people drive through (see next Q)	31.82%	7
One way streets to reduce congestion	36.36%	8
Change parking rules	22.73%	5
Should not control who uses roads	45.45%	10
Not sure	0.00%	0
Total Respondents: 22		

Q7 If the Council use camera controlled 'bus' gates who should be able to drive through (tick all that you think should be able to drive through)

Answered: 23 Skipped: 0

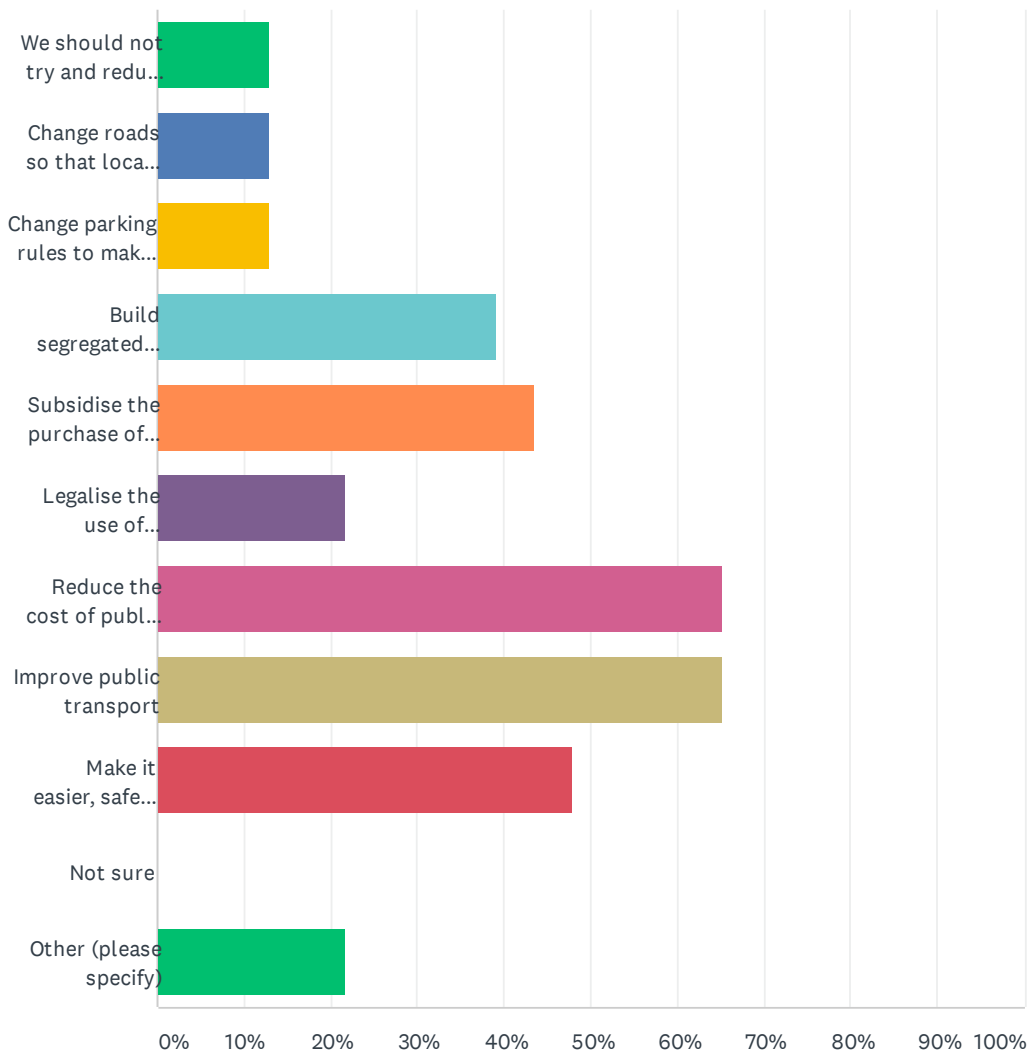


Liveable Streets Reset -full survey

ANSWER CHOICES	RESPONSES	
Only TfL buses and emergency vehicles only	30.43%	7
Residents of the immediate area e.g. E1W for the Wapping bus gate	21.74%	5
All buses not just TfL	17.39%	4
Blue badge 'disabled' holders	21.74%	5
Elderly residents over a certain age	17.39%	4
Taxis (using same rules as TfL)	21.74%	5
Royal Mail delivery vehicles	30.43%	7
All vehicles registered in Tower Hamlets	52.17%	12
Tower Hamlets refuse trucks	30.43%	7
Not sure	8.70%	2
Other (please specify)	13.04%	3
Total Respondents: 23		

Q8 How do we encourage people in Tower Hamlets to use their cars less?, tick all that apply

Answered: 23 Skipped: 0

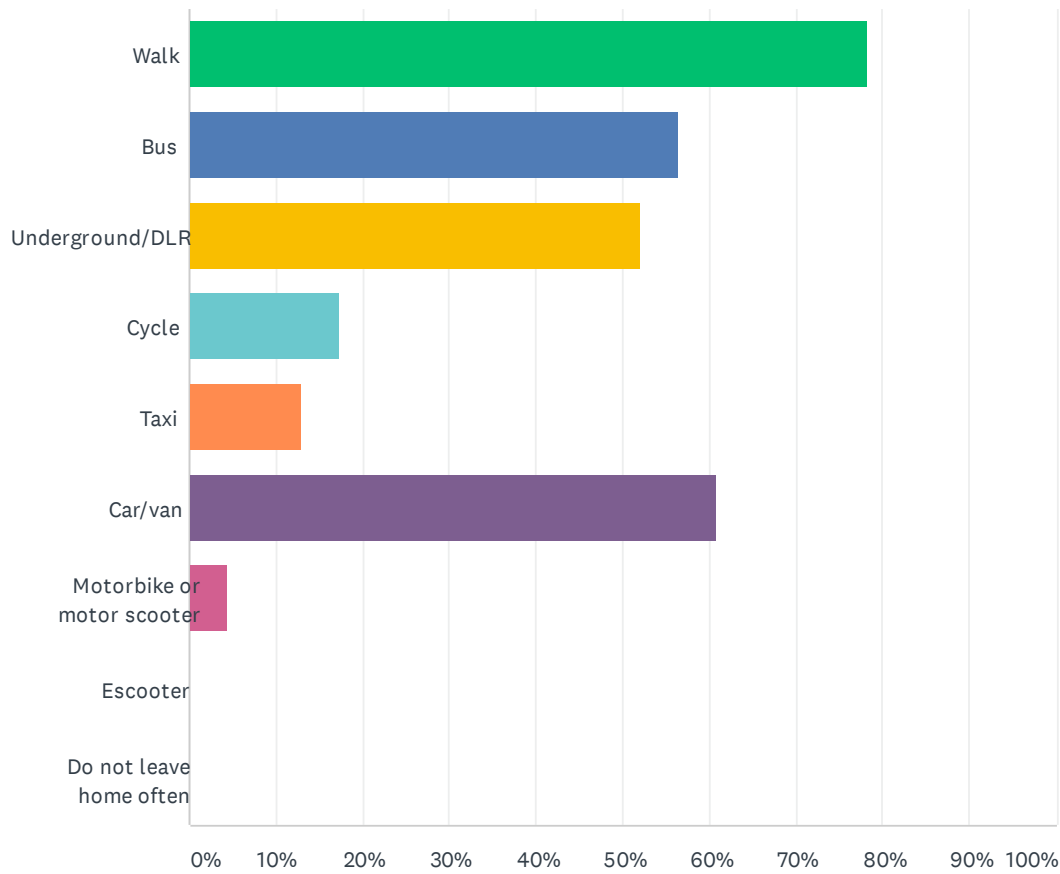


Liveable Streets Reset -full survey

ANSWER CHOICES	RESPONSES	
We should not try and reduce car use	13.04%	3
Change roads so that local car journeys are less convenient	13.04%	3
Change parking rules to make it harder to park	13.04%	3
Build segregated cycle lanes	39.13%	9
Subsidise the purchase of bicycles	43.48%	10
Legalise the use of scooters	21.74%	5
Reduce the cost of public transport	65.22%	15
Improve public transport	65.22%	15
Make it easier, safer to walk & cycle	47.83%	11
Not sure	0.00%	0
Other (please specify)	21.74%	5
Total Respondents: 23		

Q9 How do you travel (at least once a week) (tick all that apply)

Answered: 23 Skipped: 0



ANSWER CHOICES	RESPONSES	
Walk	78.26%	18
Bus	56.52%	13
Underground/DLR	52.17%	12
Cycle	17.39%	4
Taxi	13.04%	3
Car/van	60.87%	14
Motorbike or motor scooter	4.35%	1
Escooter	0.00%	0
Do not leave home often	0.00%	0
Total Respondents: 23		

Q10 Do you wish to make a comment about any of these issues?

Answered: 7 Skipped: 16

Q11 Want to get updates?, please supply your email address, will only be used for emails about Liveable Streets

Answered: 4 Skipped: 19

ANSWER CHOICES	RESPONSES	
Name	0.00%	0
Company	0.00%	0
Address	0.00%	0
Address 2	0.00%	0
City/Town	0.00%	0
State/Province	0.00%	0
ZIP/Postal Code	0.00%	0
Country	0.00%	0
Email Address	100.00%	4
Phone Number	0.00%	0