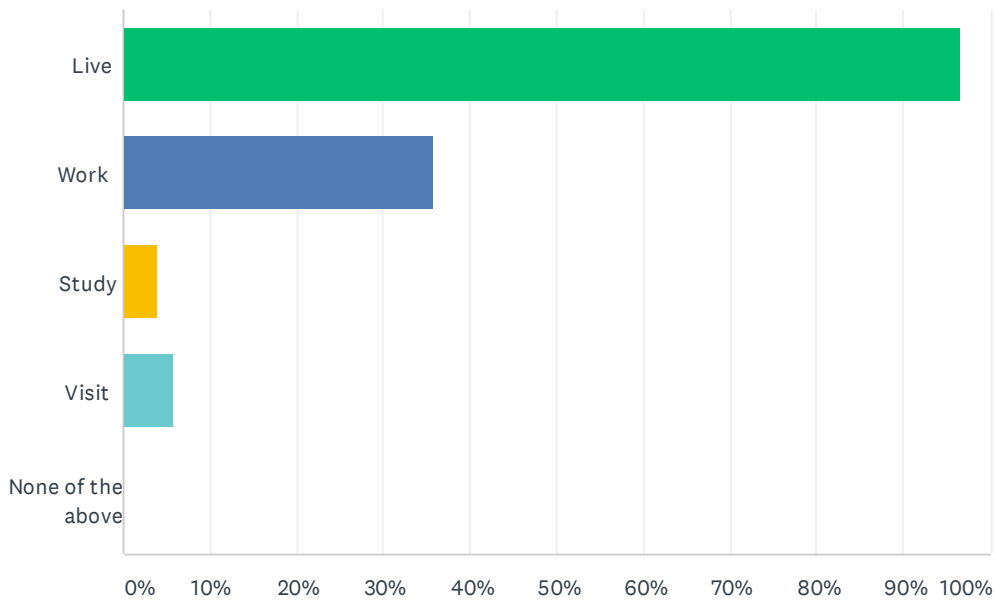


Q1 Do you live in, work in, study in or just visit Tower Hamlets? tick all that apply

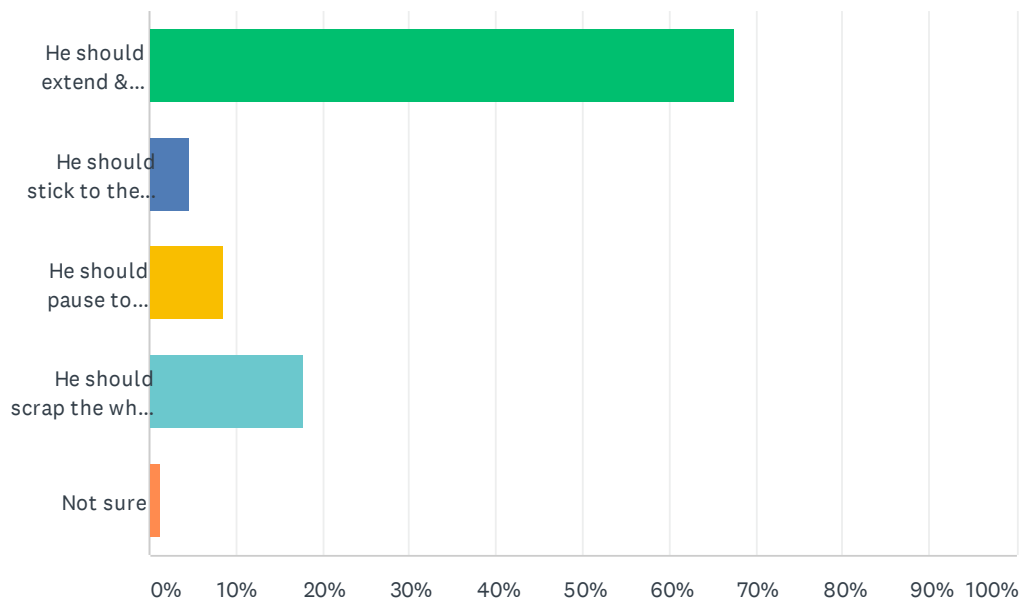
Answered: 151 Skipped: 0



ANSWER CHOICES	RESPONSES	
Live	96.69%	146
Work	35.76%	54
Study	3.97%	6
Visit	5.96%	9
None of the above	0.00%	0
Total Respondents: 151		

Q2 What should the Mayor do next with Liveable Streets?

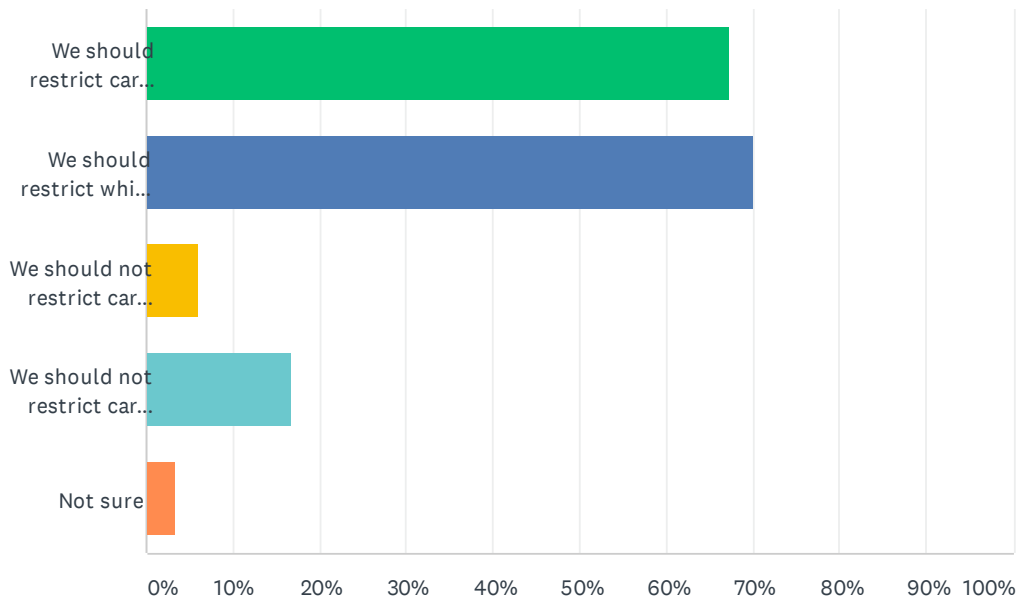
Answered: 151 Skipped: 0



ANSWER CHOICES	RESPONSES	
He should extend & strengthen the programme	67.55%	102
He should stick to the existing proposals	4.64%	7
He should pause to reconsult residents	8.61%	13
He should scrap the whole thing	17.88%	27
Not sure	1.32%	2
TOTAL		151

Q3 Which is closest to your view? tick your preferred options

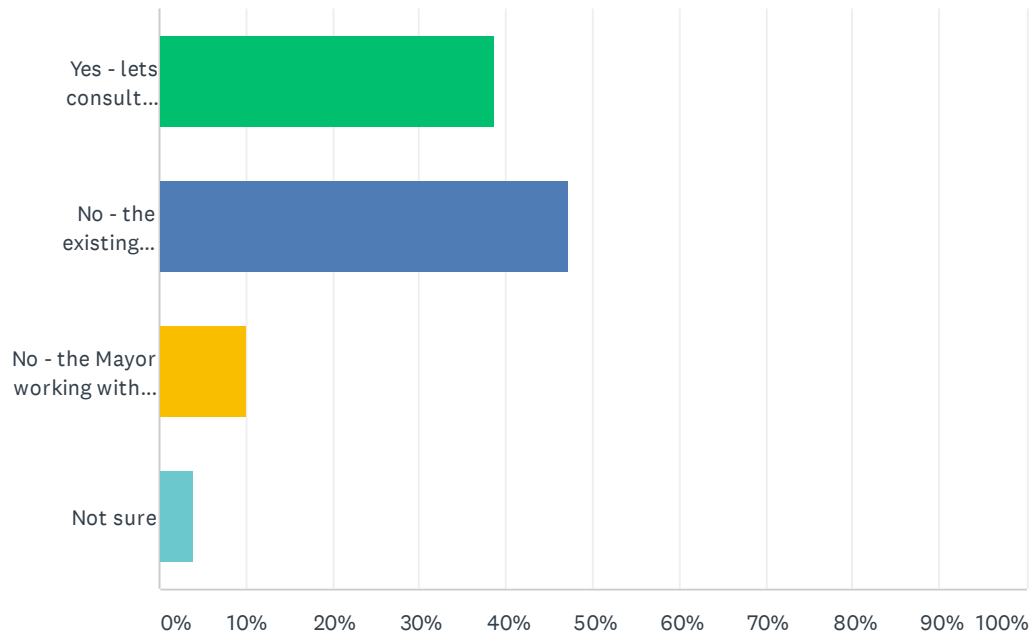
Answered: 150 Skipped: 1



ANSWER CHOICES	RESPONSES	
We should restrict car use by Tower Hamlets residents	67.33%	101
We should restrict which roads that drivers from outside of Tower Hamlets can use	70.00%	105
We should not restrict car use by Tower Hamlets residents	6.00%	9
We should not restrict car use by anybody	16.67%	25
Not sure	3.33%	5
Total Respondents: 150		

Q4 Should we copy Ealing Council who ran a public consultation about their existing schemes, 22,000 responses were received (where residents supported some schemes but wanted others removed)

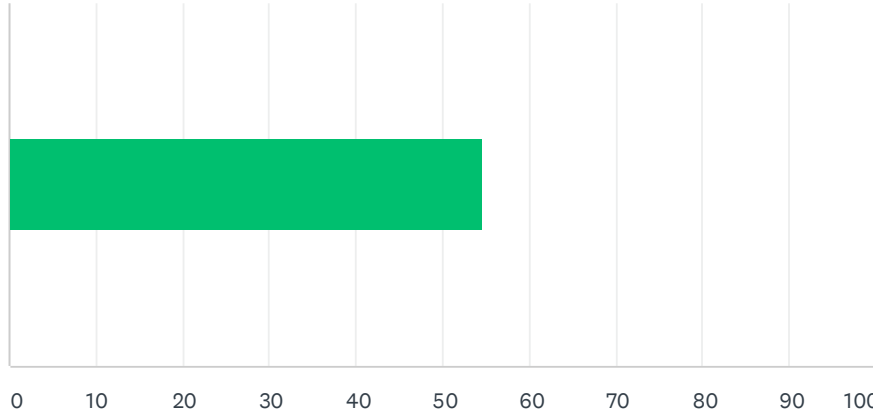
Answered: 150 Skipped: 1



ANSWER CHOICES	RESPONSES	
Yes - lets consult residents again about the existing schemes	38.67%	58
No - the existing consultation results should stand	47.33%	71
No - the Mayor working with experts should decide what happens next	10.00%	15
Not sure	4.00%	6
TOTAL		150

Q5 How much money should Tower Hamlets Council spend on this programme, if it had £100 to invest in improving Tower Hamlets, would you spend £0 on roads or all of the £100? move the bar to how much you would spend

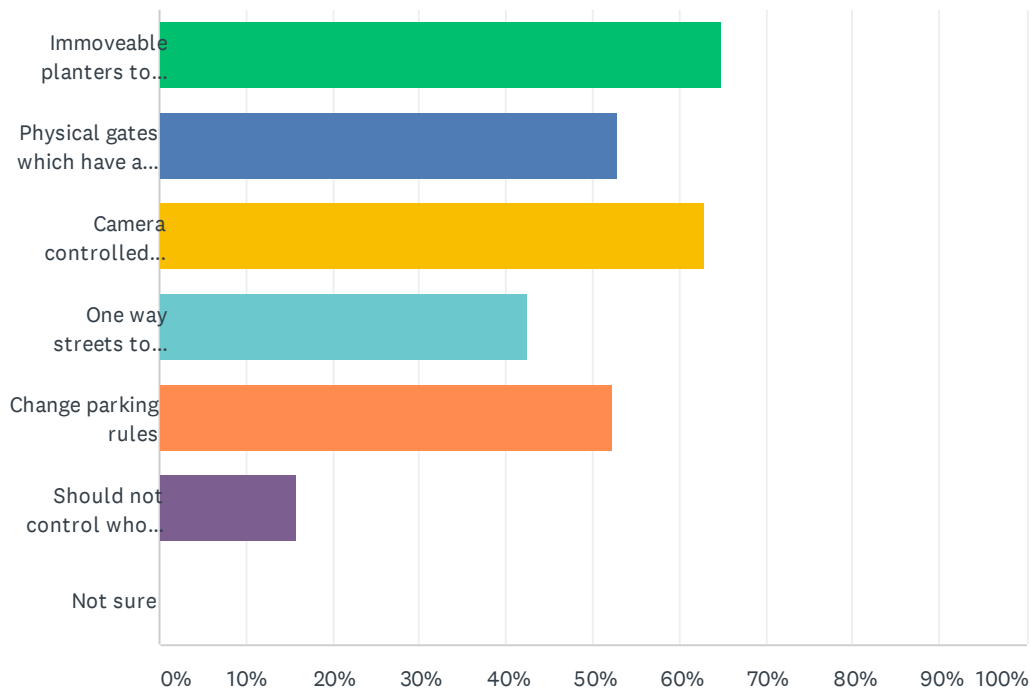
Answered: 143 Skipped: 8



ANSWER CHOICES	AVERAGE NUMBER	TOTAL NUMBER	RESPONSES
	55	7,819	143
Total Respondents: 143			

Q6 How should the Council control who uses roads? pick your preferred options

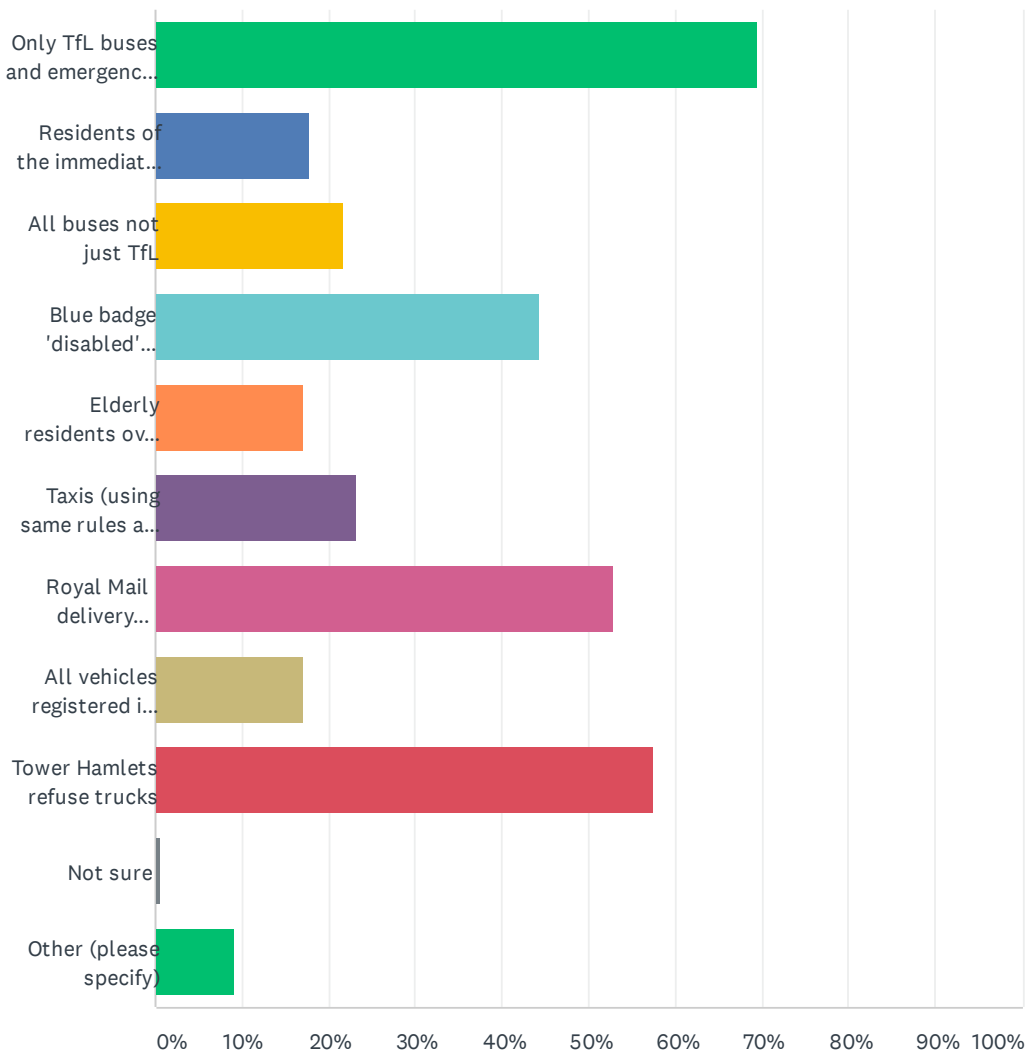
Answered: 151 Skipped: 0



ANSWER CHOICES	RESPONSES	
Immoveable planters to stop anybody driving through	64.90%	98
Physical gates which have a key for emergency services only	52.98%	80
Camera controlled 'bus' gates where fines are issued if the wrong people drive through (see next Q)	62.91%	95
One way streets to reduce congestion	42.38%	64
Change parking rules	52.32%	79
Should not control who uses roads	15.89%	24
Not sure	0.00%	0
Total Respondents: 151		

Q7 If the Council use camera controlled 'bus' gates who should be able to drive through (tick all that you think should be able to drive through)

Answered: 151 Skipped: 0

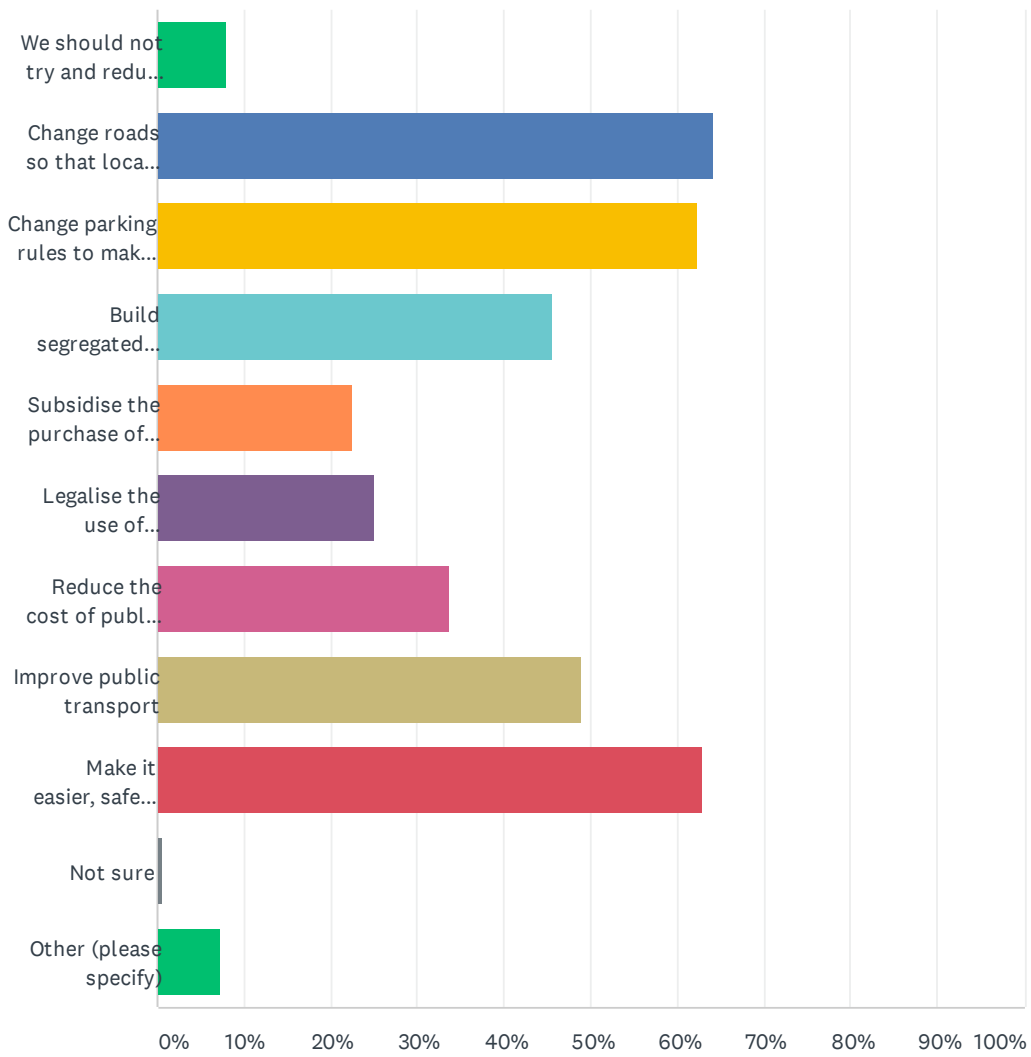


Liveable Streets Reset -full survey

ANSWER CHOICES	RESPONSES	
Only TfL buses and emergency vehicles only	69.54%	105
Residents of the immediate area e.g. E1W for the Wapping bus gate	17.88%	27
All buses not just TfL	21.85%	33
Blue badge 'disabled' holders	44.37%	67
Elderly residents over a certain age	17.22%	26
Taxis (using same rules as TfL)	23.18%	35
Royal Mail delivery vehicles	52.98%	80
All vehicles registered in Tower Hamlets	17.22%	26
Tower Hamlets refuse trucks	57.62%	87
Not sure	0.66%	1
Other (please specify)	9.27%	14
Total Respondents: 151		

Q8 How do we encourage people in Tower Hamlets to use their cars less?, tick all that apply

Answered: 151 Skipped: 0

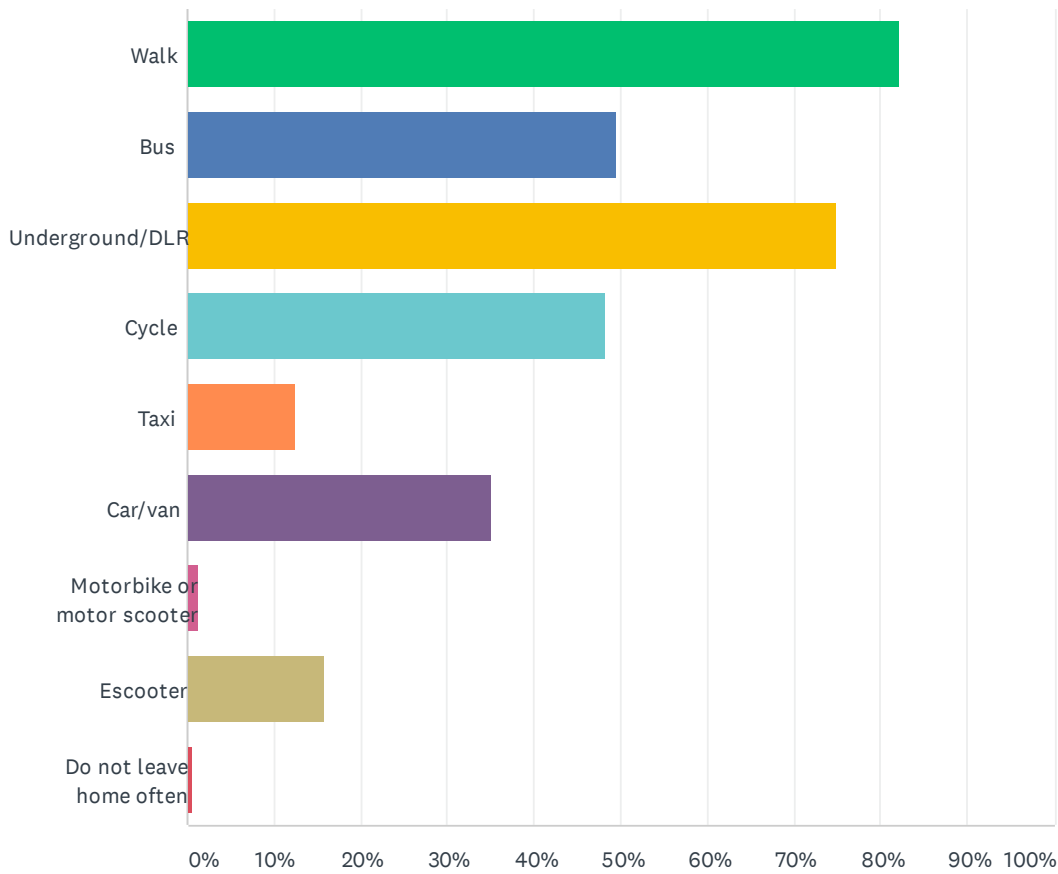


Liveable Streets Reset -full survey

ANSWER CHOICES	RESPONSES	
We should not try and reduce car use	7.95%	12
Change roads so that local car journeys are less convenient	64.24%	97
Change parking rules to make it harder to park	62.25%	94
Build segregated cycle lanes	45.70%	69
Subsidise the purchase of bicycles	22.52%	34
Legalise the use of scooters	25.17%	38
Reduce the cost of public transport	33.77%	51
Improve public transport	49.01%	74
Make it easier, safer to walk & cycle	62.91%	95
Not sure	0.66%	1
Other (please specify)	7.28%	11
Total Respondents: 151		

Q9 How do you travel (at least once a week) (tick all that apply)

Answered: 151 Skipped: 0



ANSWER CHOICES	RESPONSES	
Walk	82.12%	124
Bus	49.67%	75
Underground/DLR	74.83%	113
Cycle	48.34%	73
Taxi	12.58%	19
Car/van	35.10%	53
Motorbike or motor scooter	1.32%	2
Escooter	15.89%	24
Do not leave home often	0.66%	1
Total Respondents: 151		

Q10 Do you wish to make a comment about any of these issues?

Answered: 32 Skipped: 119

Q11 Want to get updates?, please supply your email address, will only be used for emails about Liveable Streets

Answered: 37 Skipped: 114

ANSWER CHOICES	RESPONSES	
Name	0.00%	0
Company	0.00%	0
Address	0.00%	0
Address 2	0.00%	0
City/Town	0.00%	0
State/Province	0.00%	0
ZIP/Postal Code	0.00%	0
Country	0.00%	0
Email Address	100.00%	37
Phone Number	0.00%	0