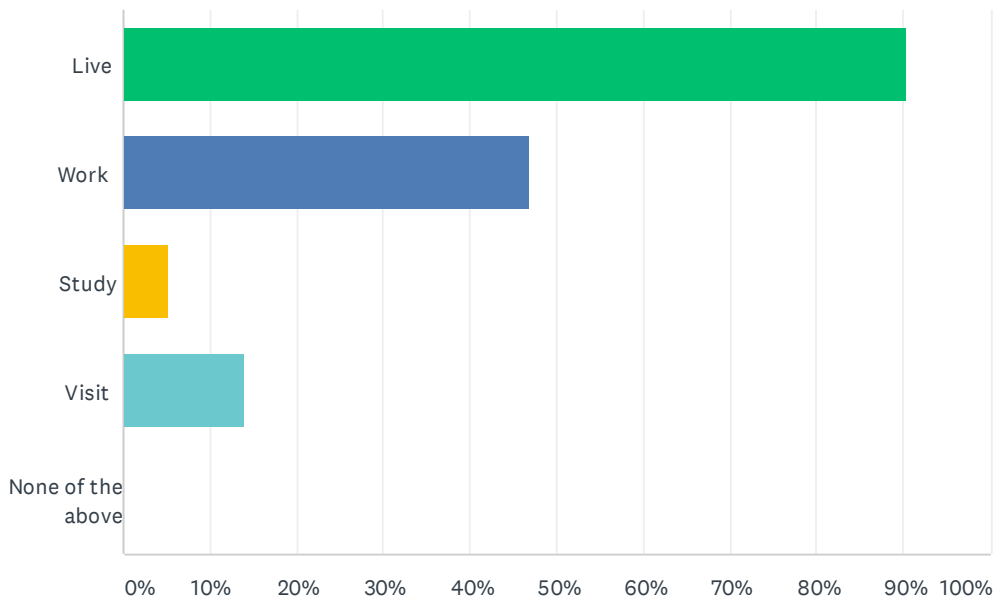


Q1 Do you live in, work in, study in or visit Tower Hamlets? tick all that apply

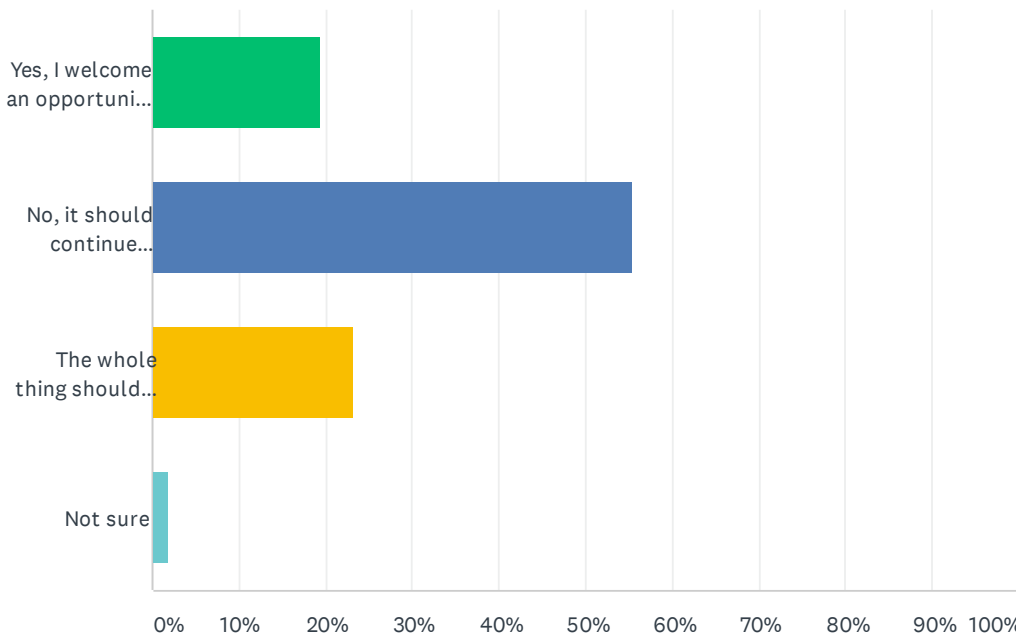
Answered: 309 Skipped: 0



ANSWER CHOICES	RESPONSES	
Live	90.29%	279
Work	46.93%	145
Study	5.18%	16
Visit	13.92%	43
None of the above	0.00%	0
Total Respondents: 309		

Q2 Do you welcome the Mayors reset to the Liveable Streets programme?

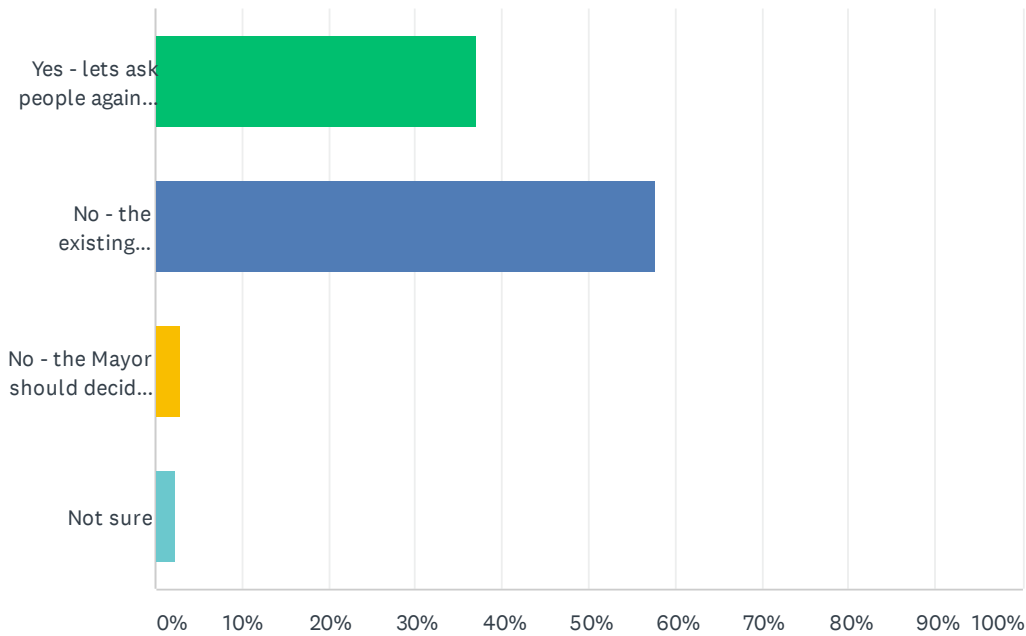
Answered: 307 Skipped: 2



ANSWER CHOICES	RESPONSES	
Yes, I welcome an opportunity to rethink how our roads work	19.54%	60
No, it should continue unchanged	55.37%	170
The whole thing should be scrapped	23.13%	71
Not sure	1.95%	6
TOTAL		307

Q3 Should we copy Ealing Council who ran a public consultation about their existing schemes, 22,000 responses were received (where residents supported some schemes but wanted others removed)

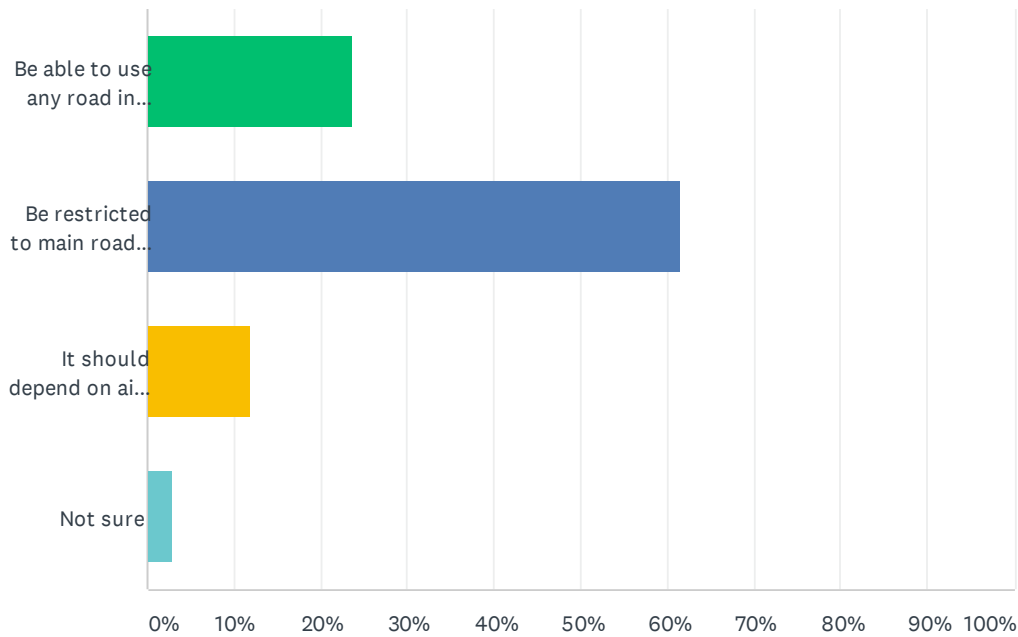
Answered: 305 Skipped: 4



ANSWER CHOICES	RESPONSES	
Yes - lets ask people again what they think now and decide what to do based on the consultation	37.05%	113
No - the existing consultation results should stand	57.70%	176
No - the Mayor should decide what happens next	2.95%	9
Not sure	2.30%	7
TOTAL		305

Q4 People driving through Tower Hamlets from elsewhere, should they?

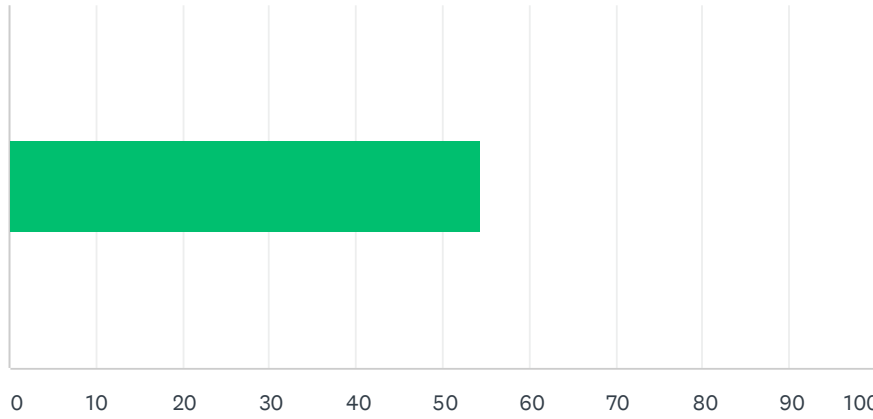
Answered: 309 Skipped: 0



ANSWER CHOICES	RESPONSES	
Be able to use any road in Tower Hamlets at any time	23.62%	73
Be restricted to main roads only	61.49%	190
It should depend on air quality results & the levels of congestion caused	11.97%	37
Not sure	2.91%	9
TOTAL		309

Q5 How much money should Tower Hamlets Council spend on this programme, if it had £100 to invest in improving Tower Hamlets, would you spend £0 on roads or all of the £100? move the bar to how much you would spend

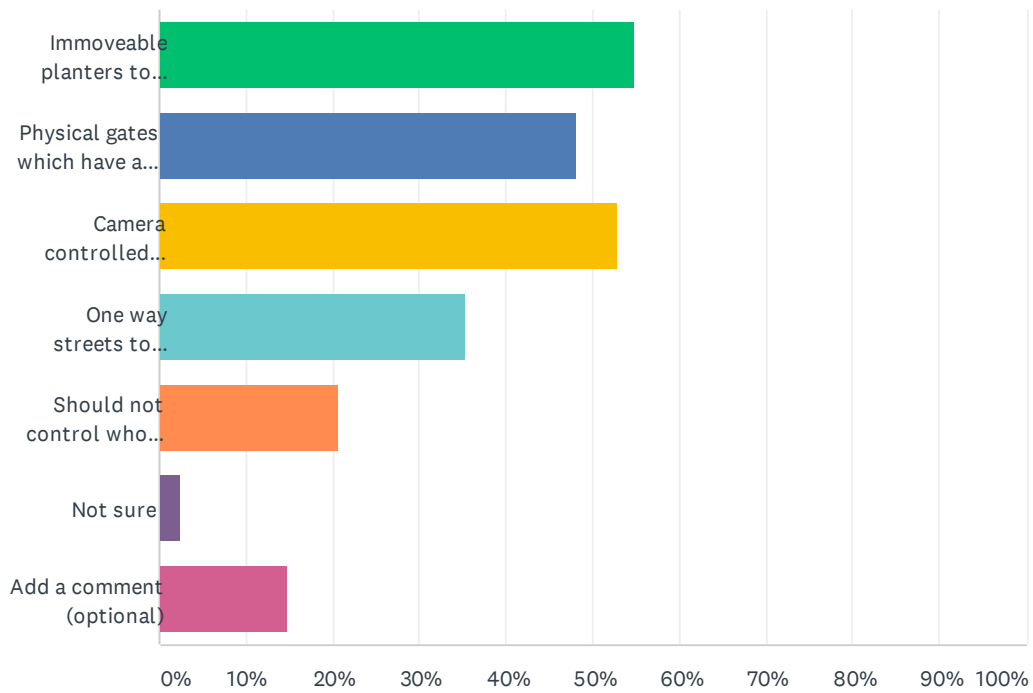
Answered: 283 Skipped: 26



ANSWER CHOICES	AVERAGE NUMBER	TOTAL NUMBER	RESPONSES
	54	15,372	283
Total Respondents: 283			

Q6 How should the Council control who uses roads? pick your preferred options

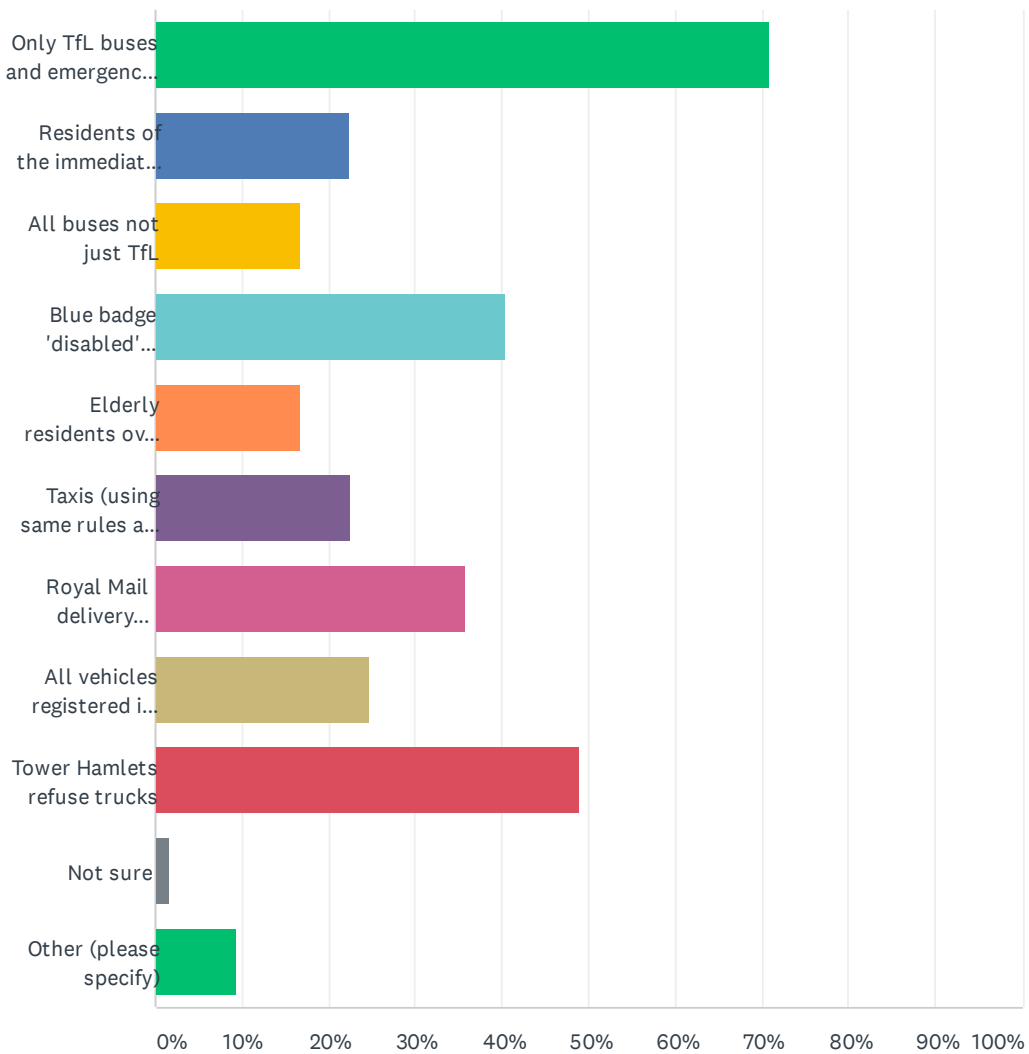
Answered: 308 Skipped: 1



ANSWER CHOICES	RESPONSES	
Immoveable planters to stop anybody driving through	54.87%	169
Physical gates which have a key for emergency services only	48.05%	148
Camera controlled 'bus' gates where fines are issued if the wrong people drive through (see next Q)	52.92%	163
One way streets to reduce congestion	35.39%	109
Should not control who uses roads	20.78%	64
Not sure	2.60%	8
Add a comment (optional)	14.94%	46
Total Respondents: 308		

Q7 If the Council use camera controlled 'bus' gates who should be able to drive through (tick all that you think should be able to drive through)

Answered: 305 Skipped: 4

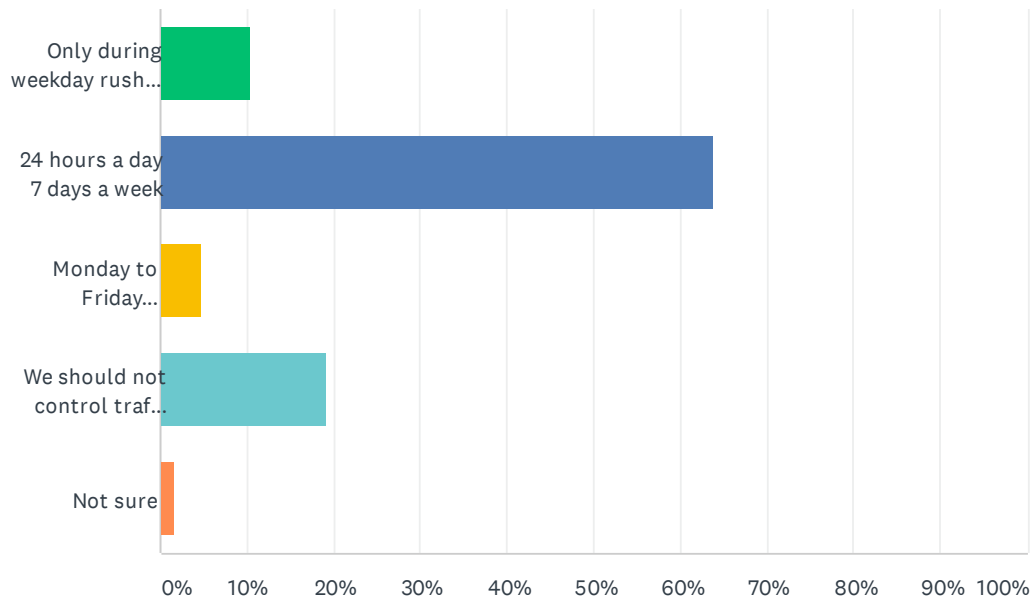


Liveable Streets Reset - draft survey

ANSWER CHOICES	RESPONSES	
Only TfL buses and emergency vehicles only	70.82%	216
Residents of the immediate area e.g. E1W for the Wapping bus gate	22.30%	68
All buses not just TfL	16.72%	51
Blue badge 'disabled' holders	40.33%	123
Elderly residents over a certain age	16.72%	51
Taxis (using same rules as TfL)	22.62%	69
Royal Mail delivery vehicles	35.74%	109
All vehicles registered in Tower Hamlets	24.59%	75
Tower Hamlets refuse trucks	48.85%	149
Not sure	1.64%	5
Other (please specify)	9.51%	29
Total Respondents: 305		

Q8 When should we try and control traffic?

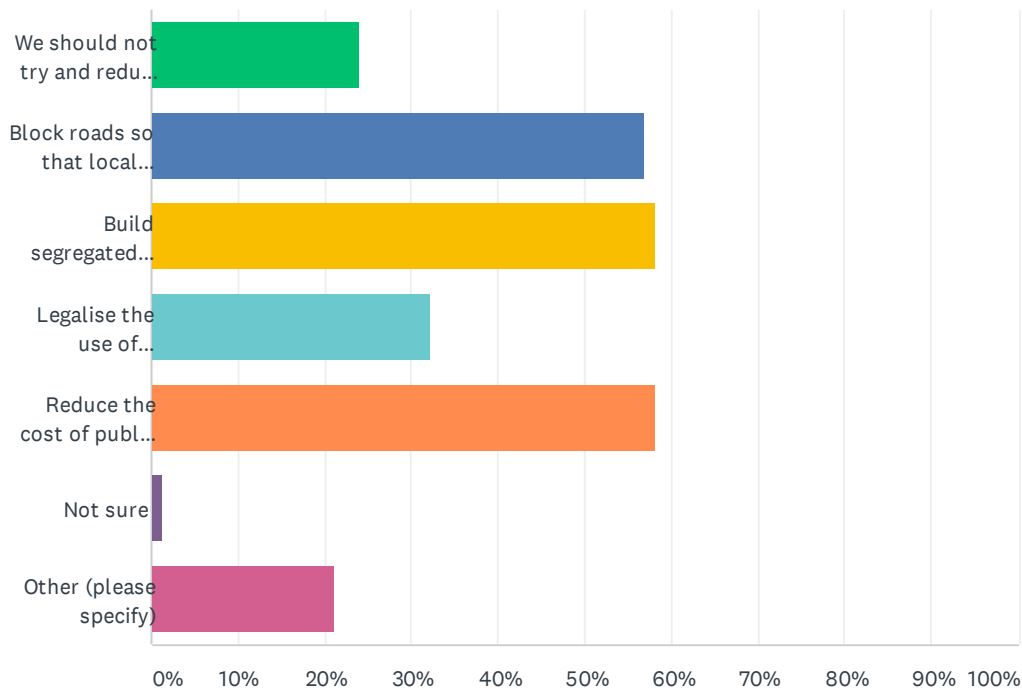
Answered: 307 Skipped: 2



ANSWER CHOICES	RESPONSES	
Only during weekday rush hours	10.42%	32
24 hours a day 7 days a week	63.84%	196
Monday to Friday including nights but not weekends	4.89%	15
We should not control traffic in this way	19.22%	59
Not sure	1.63%	5
TOTAL		307

Q9 How do we encourage people in Tower Hamlets to use their cars less?, tick all that apply

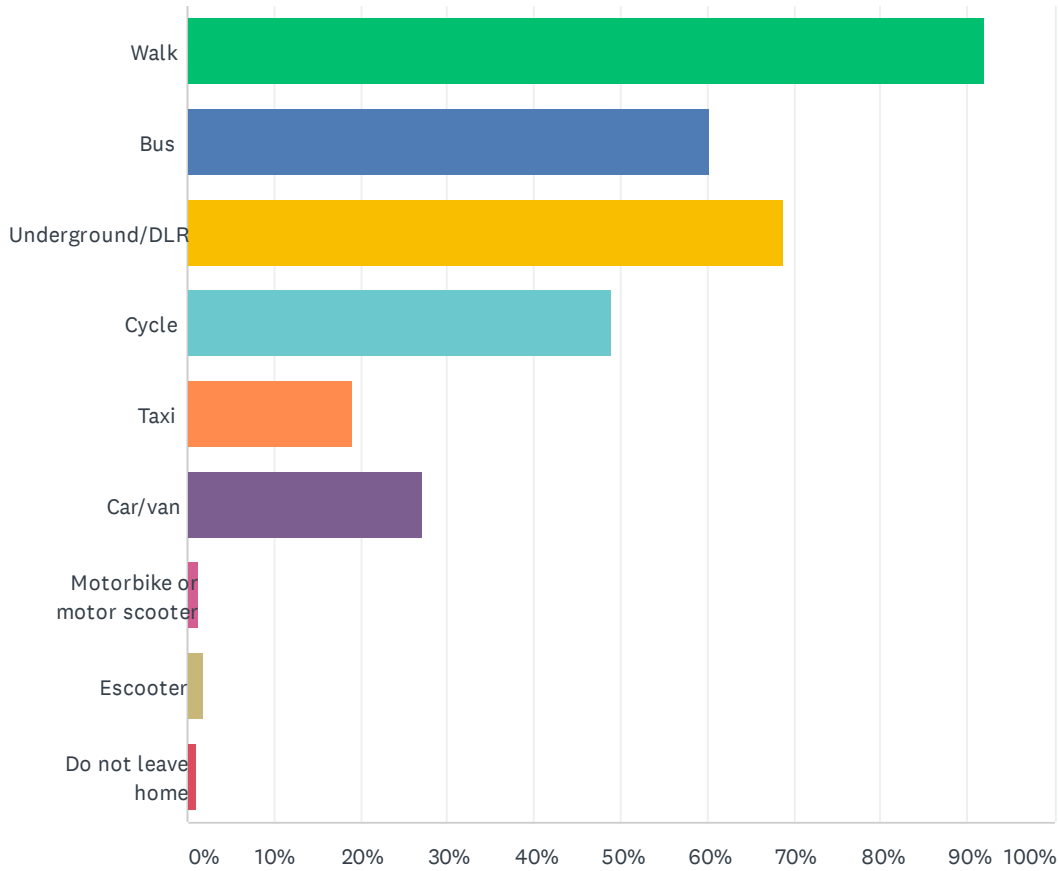
Answered: 308 Skipped: 1



ANSWER CHOICES	RESPONSES	
We should not try and reduce car use, let people decide for themselves	24.03%	74
Block roads so that local journeys are less convenient	56.82%	175
Build segregated cycle lanes	58.12%	179
Legalise the use of scooters	32.14%	99
Reduce the cost of public transport	58.12%	179
Not sure	1.30%	4
Other (please specify)	21.10%	65
Total Respondents: 308		

Q10 How do you travel (at least once a week) (tick all that apply)

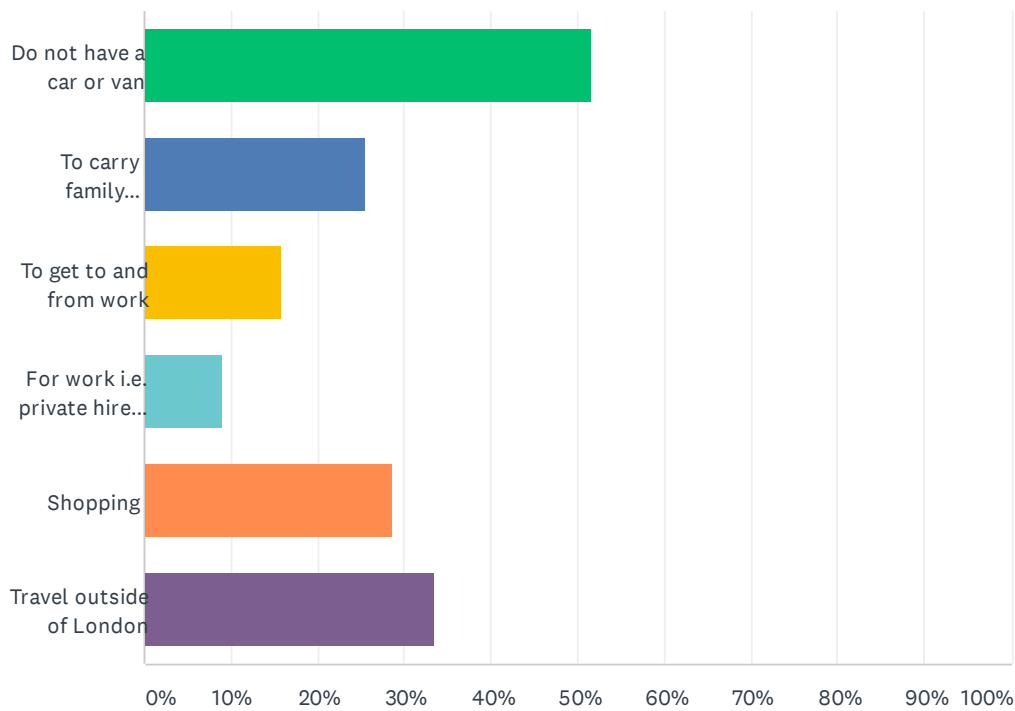
Answered: 305 Skipped: 4



ANSWER CHOICES	RESPONSES	
Walk	92.13%	281
Bus	60.33%	184
Underground/DLR	68.85%	210
Cycle	48.85%	149
Taxi	19.02%	58
Car/van	27.21%	83
Motorbike or motor scooter	1.31%	4
Escooter	1.97%	6
Do not leave home	0.98%	3
Total Respondents: 305		

Q11 If you use a car or van, why do you use it? (tick all that apply)

Answered: 290 Skipped: 19



ANSWER CHOICES	RESPONSES	
Do not have a car or van	51.72%	150
To carry family (children, parents, grandparents)	25.52%	74
To get to and from work	15.86%	46
For work i.e. private hire, Uber, to carry tools	8.97%	26
Shopping	28.62%	83
Travel outside of London	33.45%	97
Total Respondents: 290		

Q12 Do you wish to make a comment about any of these issues?

Answered: 108 Skipped: 201

Q13 Can you provide the postcode where you live, work, study in Tower Hamlets? so we can verify you are actually in Tower Hamlets - this is optional but may lead to your responses being excluded from some analysis if not supplied - you can supply part of your postcode i.e. W4 1P or the nearest main street

Answered: 293 Skipped: 16

ANSWER CHOICES	RESPONSES	
Name	0.00%	0
Company	0.00%	0
Address	0.00%	0
Street	81.57%	239
City/Town	0.00%	0
State/Province	0.00%	0
Postal Code	86.69%	254
Country	0.00%	0
Email Address	0.00%	0
Phone Number	0.00%	0

Q14 Want to get updates?, please supply your email address, will only be used for emails about Liveable Streets

Answered: 103 Skipped: 206

ANSWER CHOICES	RESPONSES	
Name	0.00%	0
Company	0.00%	0
Address	0.00%	0
Address 2	0.00%	0
City/Town	0.00%	0
State/Province	0.00%	0
ZIP/Postal Code	0.00%	0
Country	0.00%	0
Email Address	100.00%	103
Phone Number	0.00%	0