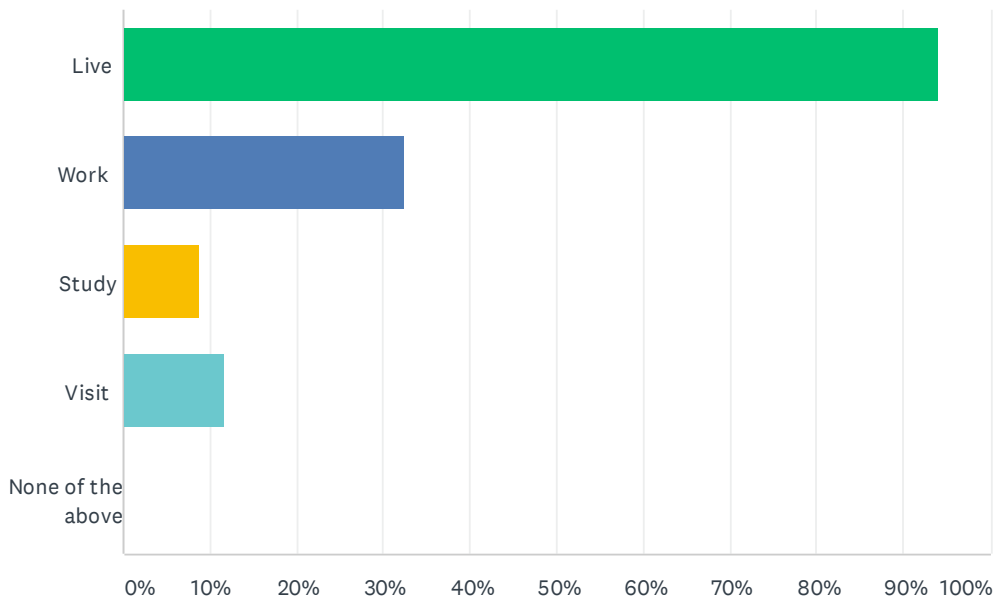


Q1 Do you live in, work in, study in or just visit Tower Hamlets? tick all that apply

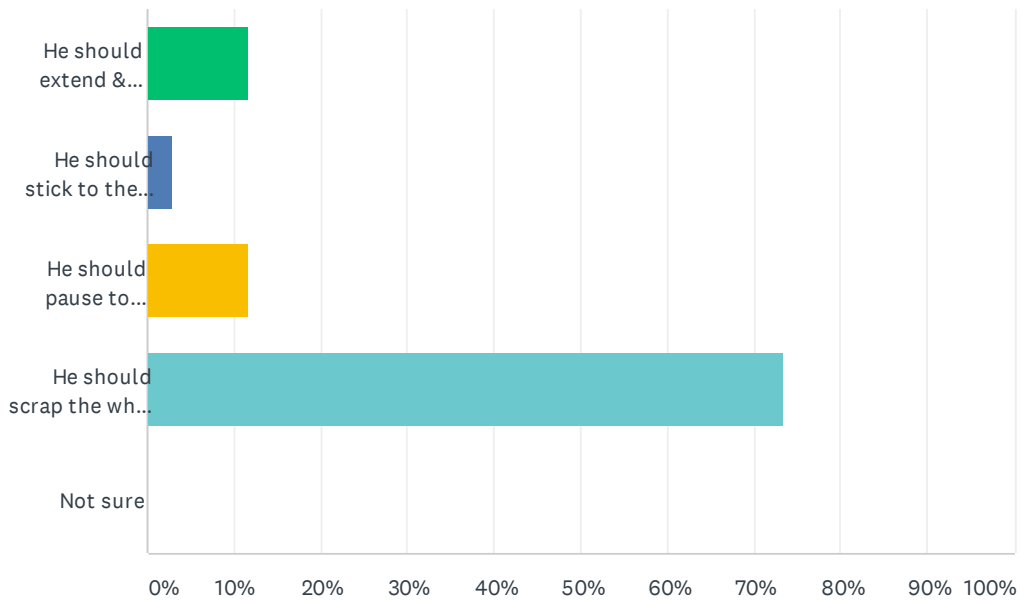
Answered: 34 Skipped: 0



ANSWER CHOICES	RESPONSES	
Live	94.12%	32
Work	32.35%	11
Study	8.82%	3
Visit	11.76%	4
None of the above	0.00%	0
Total Respondents: 34		

Q2 What should the Mayor do next with Liveable Streets?

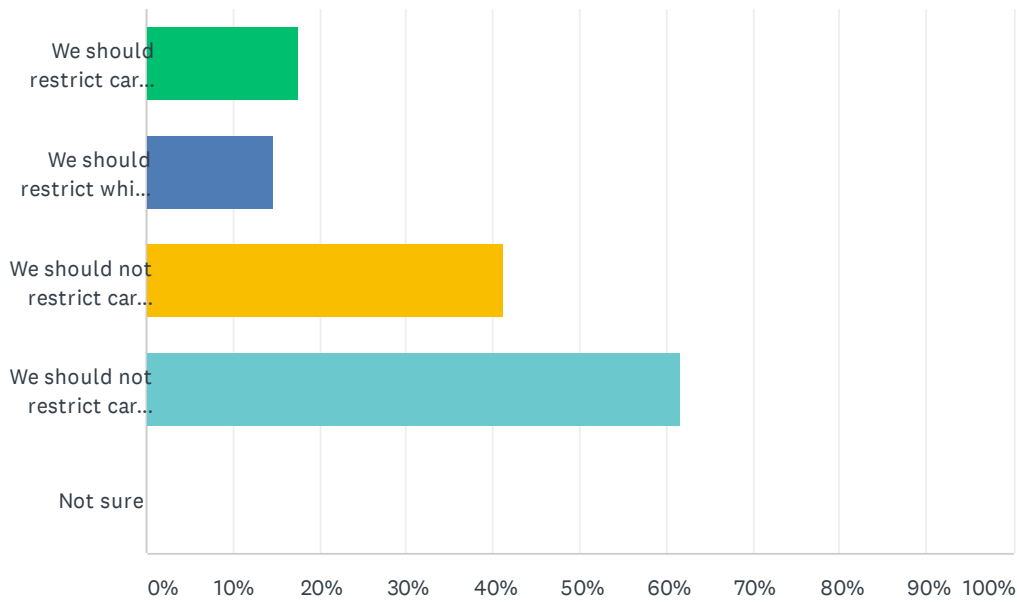
Answered: 34 Skipped: 0



ANSWER CHOICES	RESPONSES	
He should extend & strengthen the programme	11.76%	4
He should stick to the existing proposals	2.94%	1
He should pause to reconsult residents	11.76%	4
He should scrap the whole thing	73.53%	25
Not sure	0.00%	0
TOTAL		34

Q3 Which is closest to your view? tick your preferred options

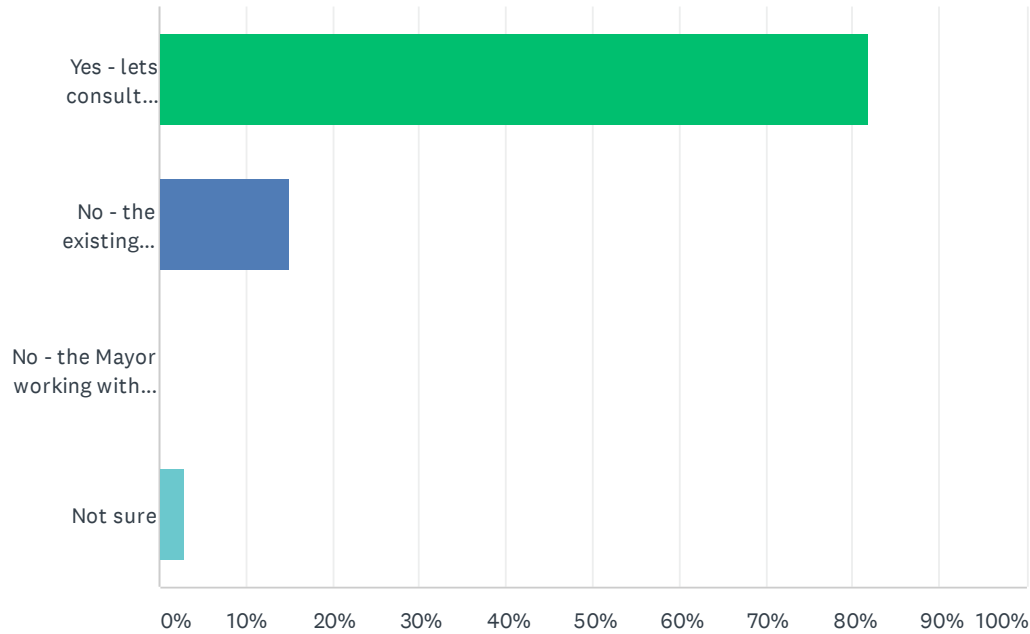
Answered: 34 Skipped: 0



ANSWER CHOICES	RESPONSES	
We should restrict car use by Tower Hamlets residents	17.65%	6
We should restrict which roads that drivers from outside of Tower Hamlets can use	14.71%	5
We should not restrict car use by Tower Hamlets residents	41.18%	14
We should not restrict car use by anybody	61.76%	21
Not sure	0.00%	0
Total Respondents: 34		

Q4 Should we copy Ealing Council who ran a public consultation about their existing schemes, 22,000 responses were received (where residents supported some schemes but wanted others removed)

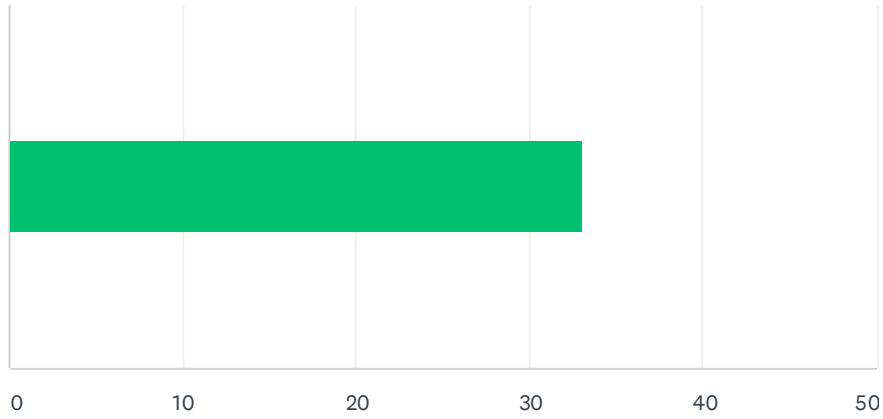
Answered: 33 Skipped: 1



ANSWER CHOICES	RESPONSES	
Yes - lets consult residents again about the existing schemes	81.82%	27
No - the existing consultation results should stand	15.15%	5
No - the Mayor working with experts should decide what happens next	0.00%	0
Not sure	3.03%	1
TOTAL		33

Q5 How much money should Tower Hamlets Council spend on this programme, if it had £100 to invest in improving Tower Hamlets, would you spend £0 on roads or all of the £100? move the bar to how much you would spend

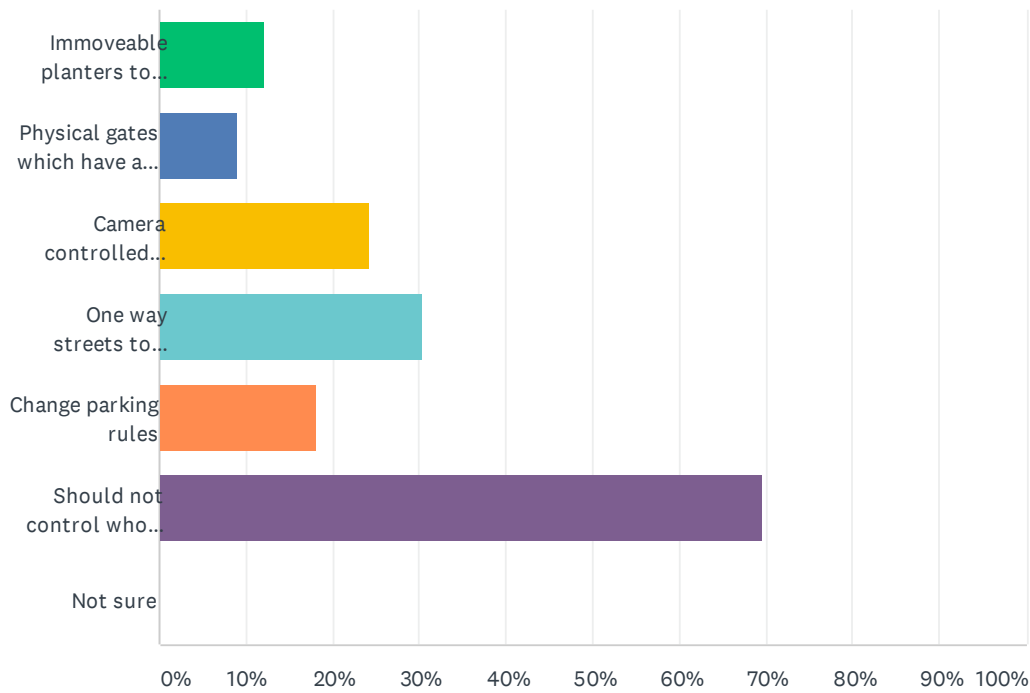
Answered: 29 Skipped: 5



ANSWER CHOICES	AVERAGE NUMBER	TOTAL NUMBER	RESPONSES
	33	959	29
Total Respondents: 29			

Q6 How should the Council control who uses roads? pick your preferred options

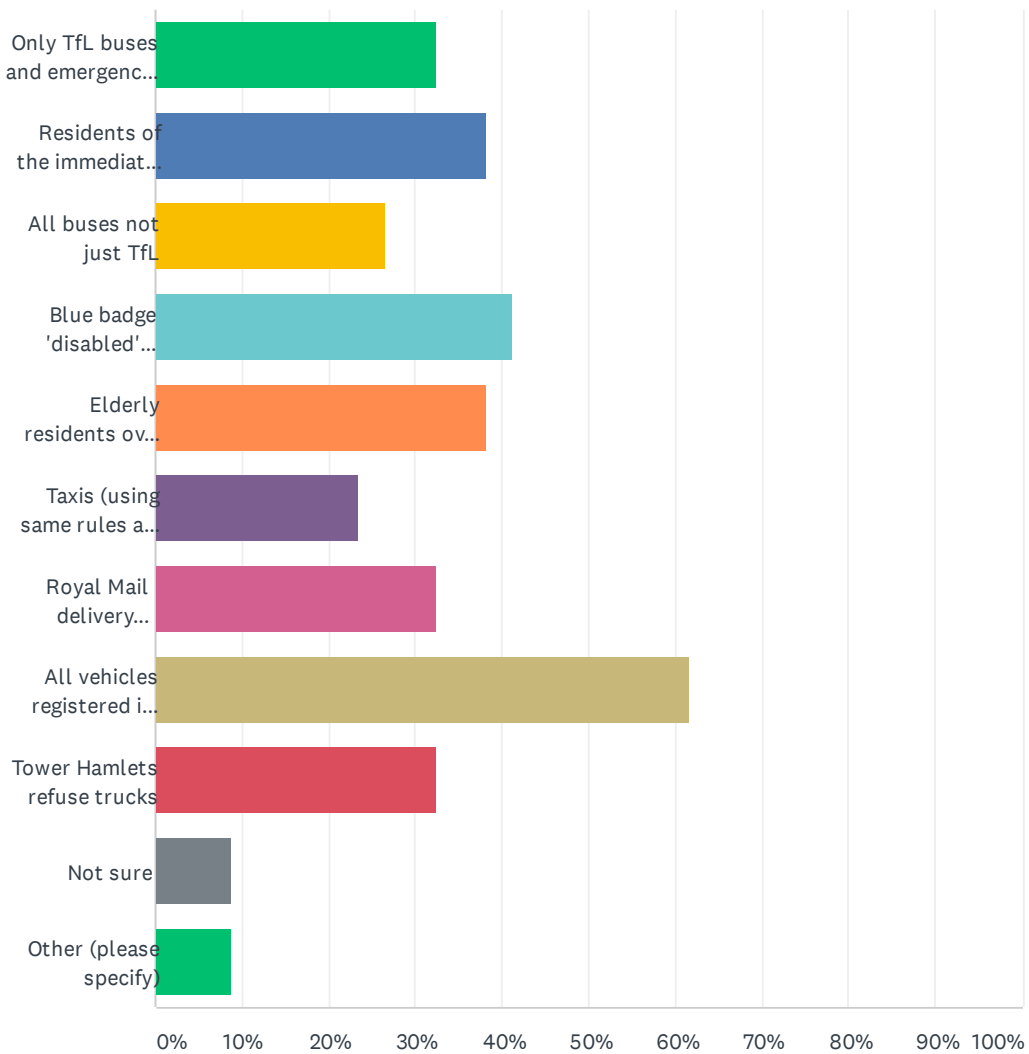
Answered: 33 Skipped: 1



ANSWER CHOICES	RESPONSES	
Immoveable planters to stop anybody driving through	12.12%	4
Physical gates which have a key for emergency services only	9.09%	3
Camera controlled 'bus' gates where fines are issued if the wrong people drive through (see next Q)	24.24%	8
One way streets to reduce congestion	30.30%	10
Change parking rules	18.18%	6
Should not control who uses roads	69.70%	23
Not sure	0.00%	0
Total Respondents: 33		

Q7 If the Council use camera controlled 'bus' gates who should be able to drive through (tick all that you think should be able to drive through)

Answered: 34 Skipped: 0

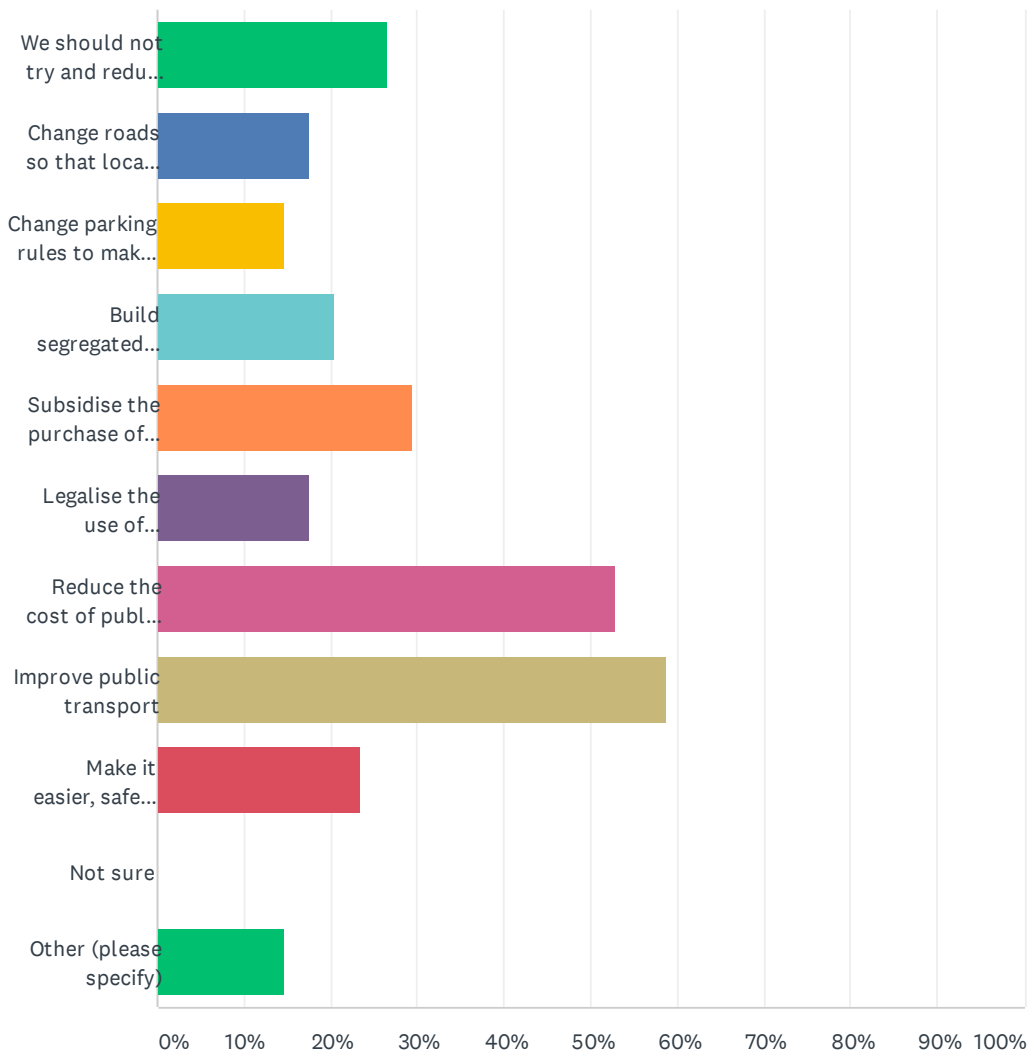


Liveable Streets Reset -full survey

ANSWER CHOICES	RESPONSES	
Only TfL buses and emergency vehicles only	32.35%	11
Residents of the immediate area e.g. E1W for the Wapping bus gate	38.24%	13
All buses not just TfL	26.47%	9
Blue badge 'disabled' holders	41.18%	14
Elderly residents over a certain age	38.24%	13
Taxis (using same rules as TfL)	23.53%	8
Royal Mail delivery vehicles	32.35%	11
All vehicles registered in Tower Hamlets	61.76%	21
Tower Hamlets refuse trucks	32.35%	11
Not sure	8.82%	3
Other (please specify)	8.82%	3
Total Respondents: 34		

Q8 How do we encourage people in Tower Hamlets to use their cars less?, tick all that apply

Answered: 34 Skipped: 0

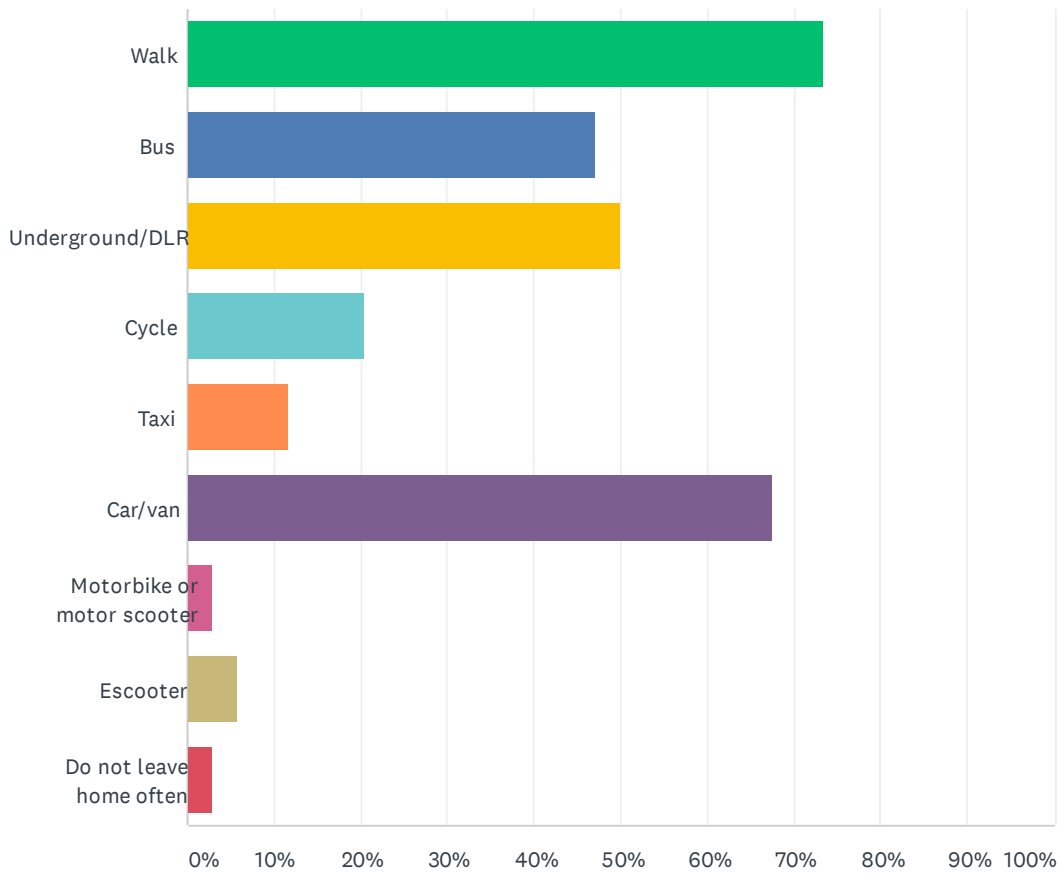


Liveable Streets Reset -full survey

ANSWER CHOICES	RESPONSES	
We should not try and reduce car use	26.47%	9
Change roads so that local car journeys are less convenient	17.65%	6
Change parking rules to make it harder to park	14.71%	5
Build segregated cycle lanes	20.59%	7
Subsidise the purchase of bicycles	29.41%	10
Legalise the use of scooters	17.65%	6
Reduce the cost of public transport	52.94%	18
Improve public transport	58.82%	20
Make it easier, safer to walk & cycle	23.53%	8
Not sure	0.00%	0
Other (please specify)	14.71%	5
Total Respondents: 34		

Q9 How do you travel (at least once a week) (tick all that apply)

Answered: 34 Skipped: 0



ANSWER CHOICES	RESPONSES	
Walk	73.53%	25
Bus	47.06%	16
Underground/DLR	50.00%	17
Cycle	20.59%	7
Taxi	11.76%	4
Car/van	67.65%	23
Motorbike or motor scooter	2.94%	1
Escooter	5.88%	2
Do not leave home often	2.94%	1
Total Respondents: 34		

Q10 Do you wish to make a comment about any of these issues?

Answered: 12 Skipped: 22

Q11 Want to get updates?, please supply your email address, will only be used for emails about Liveable Streets

Answered: 11 Skipped: 23

ANSWER CHOICES	RESPONSES	
Name	0.00%	0
Company	0.00%	0
Address	0.00%	0
Address 2	0.00%	0
City/Town	0.00%	0
State/Province	0.00%	0
ZIP/Postal Code	0.00%	0
Country	0.00%	0
Email Address	100.00%	11
Phone Number	0.00%	0