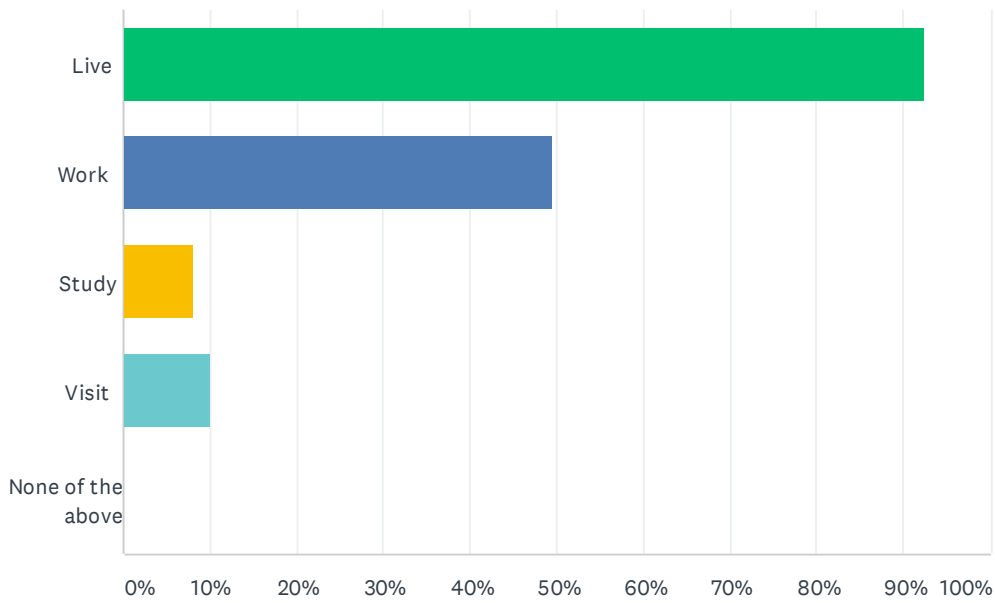


# Q1 Do you live in, work in, study in or just visit Tower Hamlets? tick all that apply

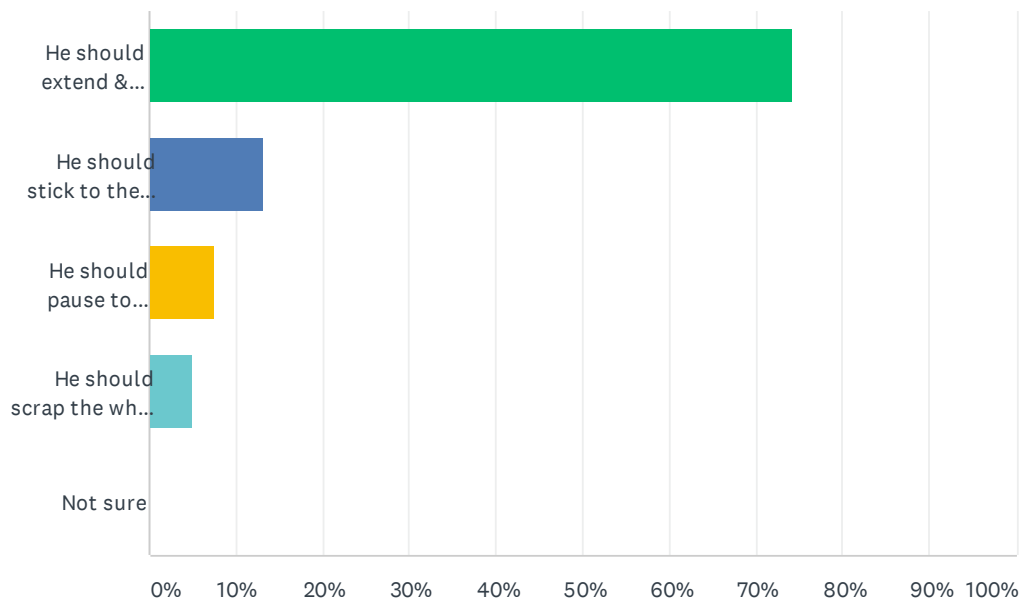
Answered: 159 Skipped: 0



ANSWER CHOICES	RESPONSES	
Live	92.45%	147
Work	49.69%	79
Study	8.18%	13
Visit	10.06%	16
None of the above	0.00%	0
Total Respondents: 159		

## Q2 What should the Mayor do next with Liveable Streets?

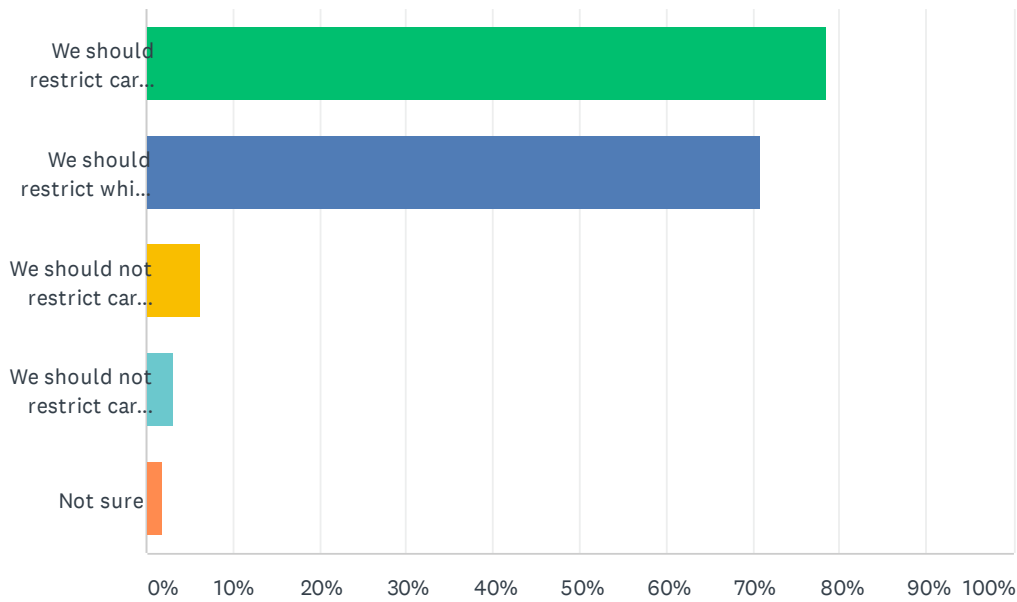
Answered: 159 Skipped: 0



ANSWER CHOICES	RESPONSES
He should extend & strengthen the programme	74.21% 118
He should stick to the existing proposals	13.21% 21
He should pause to reconsult residents	7.55% 12
He should scrap the whole thing	5.03% 8
Not sure	0.00% 0
<b>TOTAL</b>	<b>159</b>

### Q3 Which is closest to your view? tick your preferred options

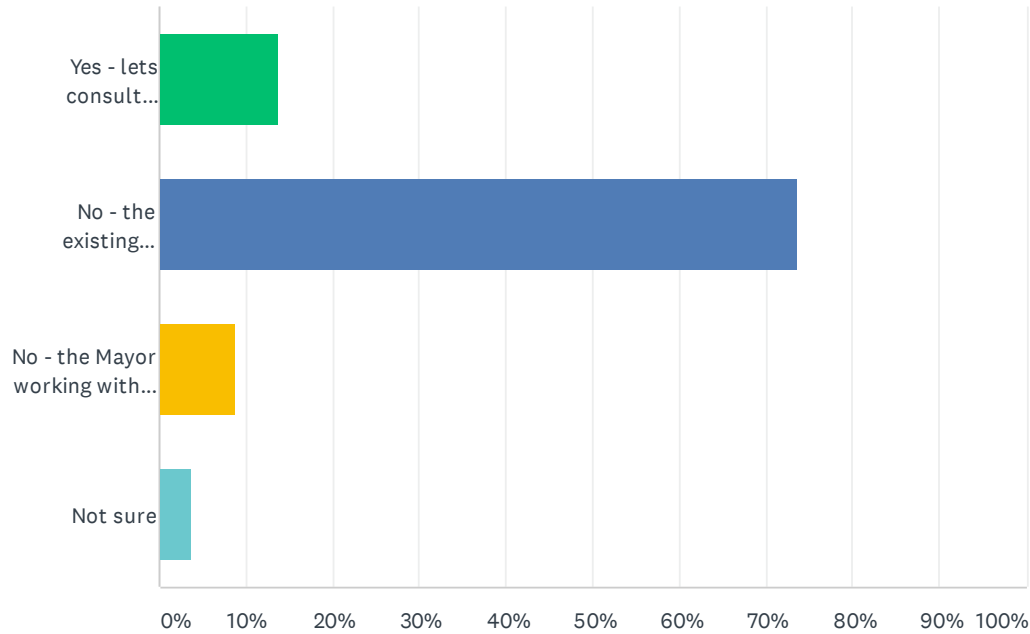
Answered: 158 Skipped: 1



ANSWER CHOICES	RESPONSES	
We should restrict car use by Tower Hamlets residents	78.48%	124
We should restrict which roads that drivers from outside of Tower Hamlets can use	70.89%	112
We should not restrict car use by Tower Hamlets residents	6.33%	10
We should not restrict car use by anybody	3.16%	5
Not sure	1.90%	3
Total Respondents: 158		

### Q4 Should we copy Ealing Council who ran a public consultation about their existing schemes, 22,000 responses were received (where residents supported some schemes but wanted others removed)

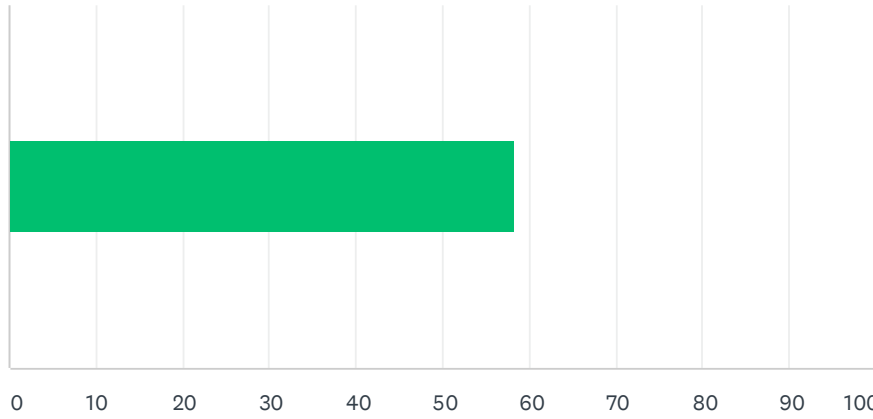
Answered: 159 Skipped: 0



ANSWER CHOICES	RESPONSES	
Yes - lets consult residents again about the existing schemes	13.84%	22
No - the existing consultation results should stand	73.58%	117
No - the Mayor working with experts should decide what happens next	8.81%	14
Not sure	3.77%	6
<b>TOTAL</b>		<b>159</b>

Q5 How much money should Tower Hamlets Council spend on this programme, if it had £100 to invest in improving Tower Hamlets, would you spend £0 on roads or all of the £100? move the bar to how much you would spend

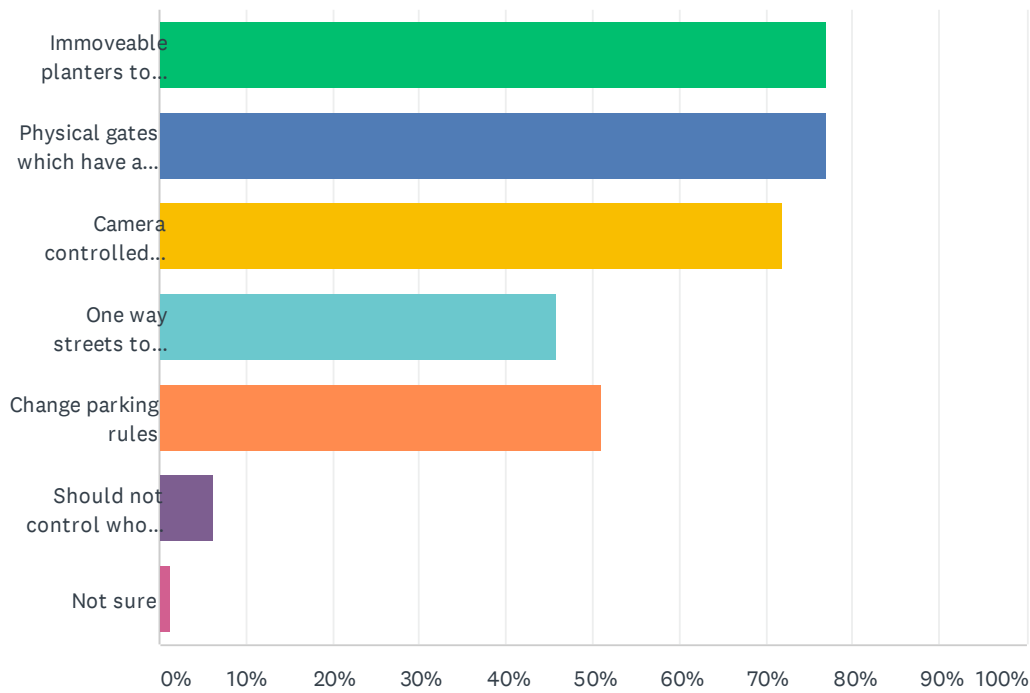
Answered: 153 Skipped: 6



ANSWER CHOICES	AVERAGE NUMBER	TOTAL NUMBER	RESPONSES
	58	8,937	153
Total Respondents: 153			

## Q6 How should the Council control who uses roads? pick your preferred options

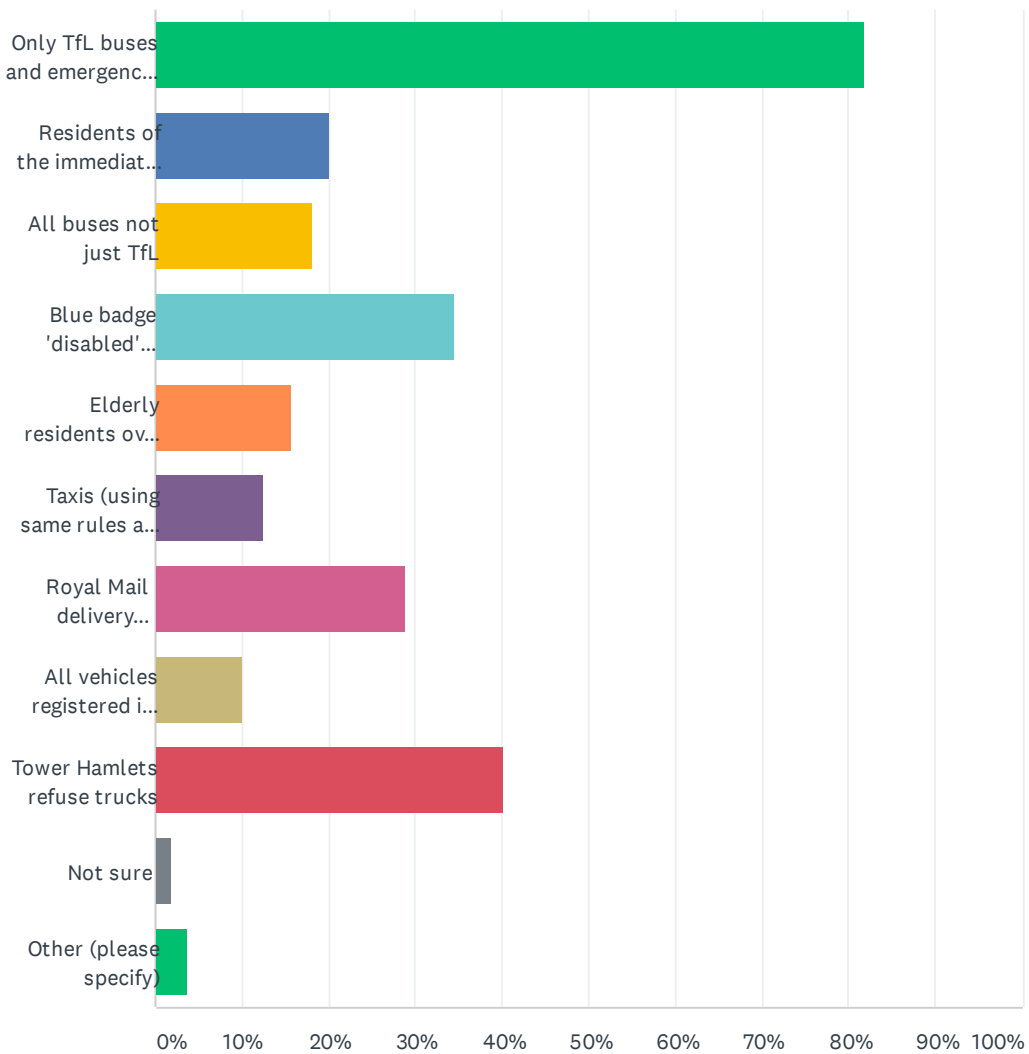
Answered: 157 Skipped: 2



ANSWER CHOICES	RESPONSES	
Immoveable planters to stop anybody driving through	77.07%	121
Physical gates which have a key for emergency services only	77.07%	121
Camera controlled 'bus' gates where fines are issued if the wrong people drive through (see next Q)	71.97%	113
One way streets to reduce congestion	45.86%	72
Change parking rules	50.96%	80
Should not control who uses roads	6.37%	10
Not sure	1.27%	2
Total Respondents: 157		

### Q7 If the Council use camera controlled 'bus' gates who should be able to drive through (tick all that you think should be able to drive through)

Answered: 159 Skipped: 0



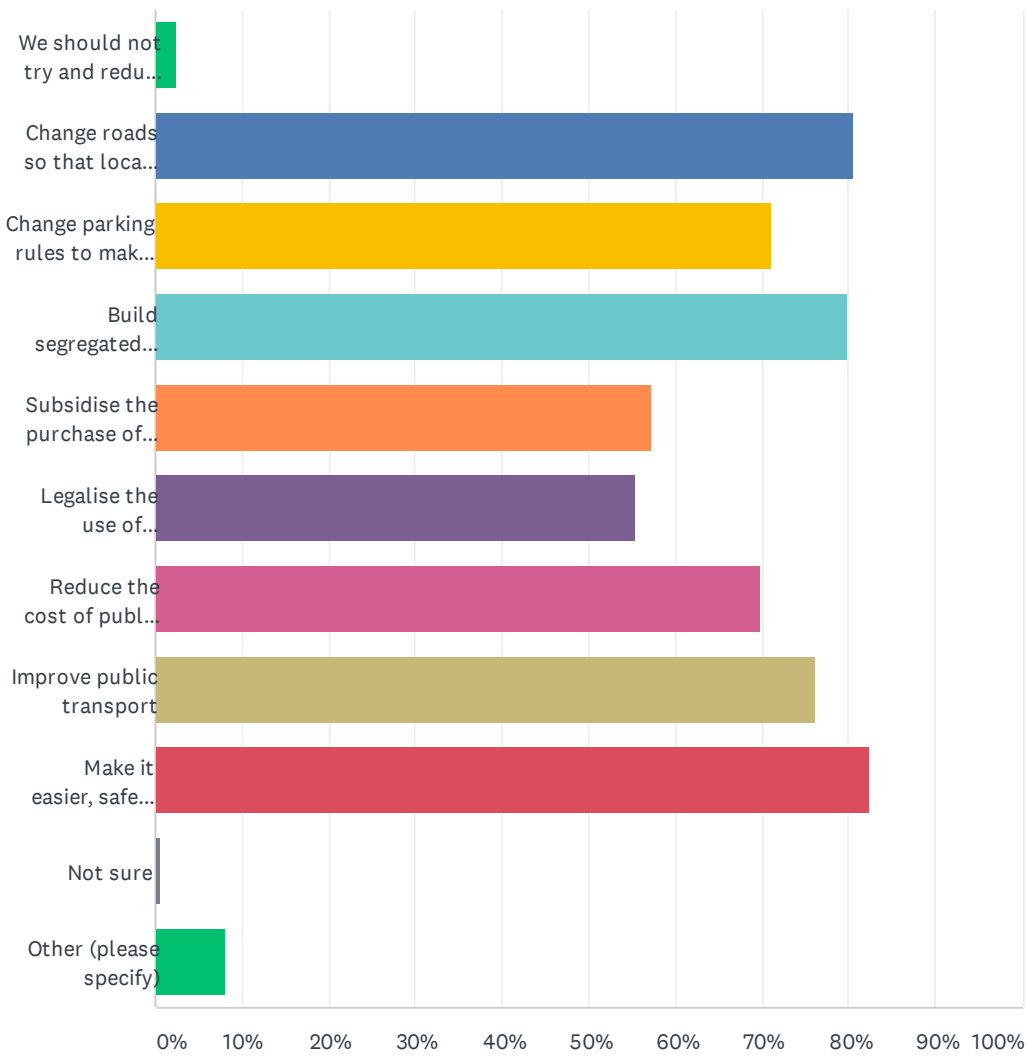
## Liveable Streets Reset -full survey

ANSWER CHOICES	RESPONSES	
Only TfL buses and emergency vehicles only	81.76%	130
Residents of the immediate area e.g. E1W for the Wapping bus gate	20.13%	32
All buses not just TfL	18.24%	29
Blue badge 'disabled' holders	34.59%	55
Elderly residents over a certain age	15.72%	25
Taxis (using same rules as TfL)	12.58%	20
Royal Mail delivery vehicles	28.93%	46
All vehicles registered in Tower Hamlets	10.06%	16
Tower Hamlets refuse trucks	40.25%	64
Not sure	1.89%	3
Other (please specify)	3.77%	6
Total Respondents: 159		



### Q8 How do we encourage people in Tower Hamlets to use their cars less?, tick all that apply

Answered: 159 Skipped: 0

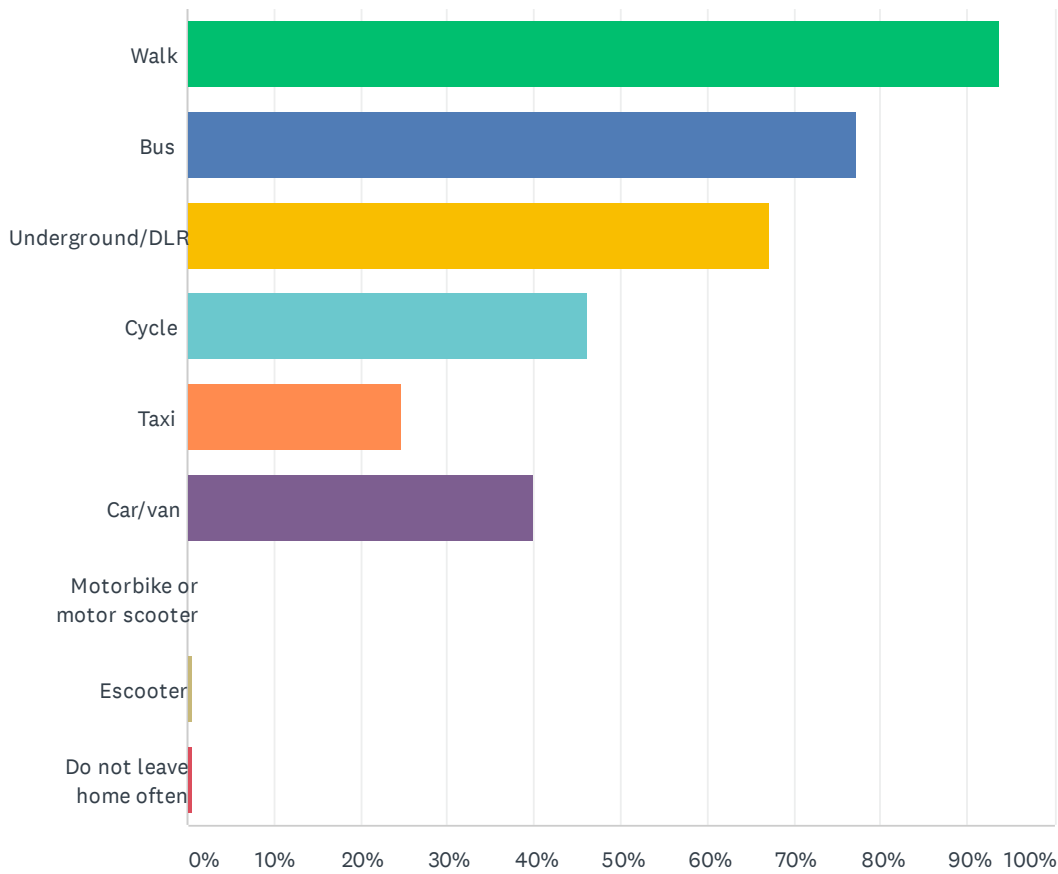


## Liveable Streets Reset -full survey

ANSWER CHOICES	RESPONSES	
We should not try and reduce car use	2.52%	4
Change roads so that local car journeys are less convenient	80.50%	128
Change parking rules to make it harder to park	71.07%	113
Build segregated cycle lanes	79.87%	127
Subsidise the purchase of bicycles	57.23%	91
Legalise the use of scooters	55.35%	88
Reduce the cost of public transport	69.81%	111
Improve public transport	76.10%	121
Make it easier, safer to walk & cycle	82.39%	131
Not sure	0.63%	1
Other (please specify)	8.18%	13
Total Respondents: 159		

### Q9 How do you travel (at least once a week) (tick all that apply)

Answered: 158 Skipped: 1



ANSWER CHOICES	RESPONSES	
Walk	93.67%	148
Bus	77.22%	122
Underground/DLR	67.09%	106
Cycle	46.20%	73
Taxi	24.68%	39
Car/van	39.87%	63
Motorbike or motor scooter	0.00%	0
Escooter	0.63%	1
Do not leave home often	0.63%	1
Total Respondents: 158		

## Q10 Do you wish to make a comment about any of these issues?

Answered: 37 Skipped: 122

## Q11 Want to get updates?, please supply your email address, will only be used for emails about Liveable Streets

Answered: 29 Skipped: 130

ANSWER CHOICES	RESPONSES	
Name	0.00%	0
Company	0.00%	0
Address	0.00%	0
Address 2	0.00%	0
City/Town	0.00%	0
State/Province	0.00%	0
ZIP/Postal Code	0.00%	0
Country	0.00%	0
Email Address	100.00%	29
Phone Number	0.00%	0