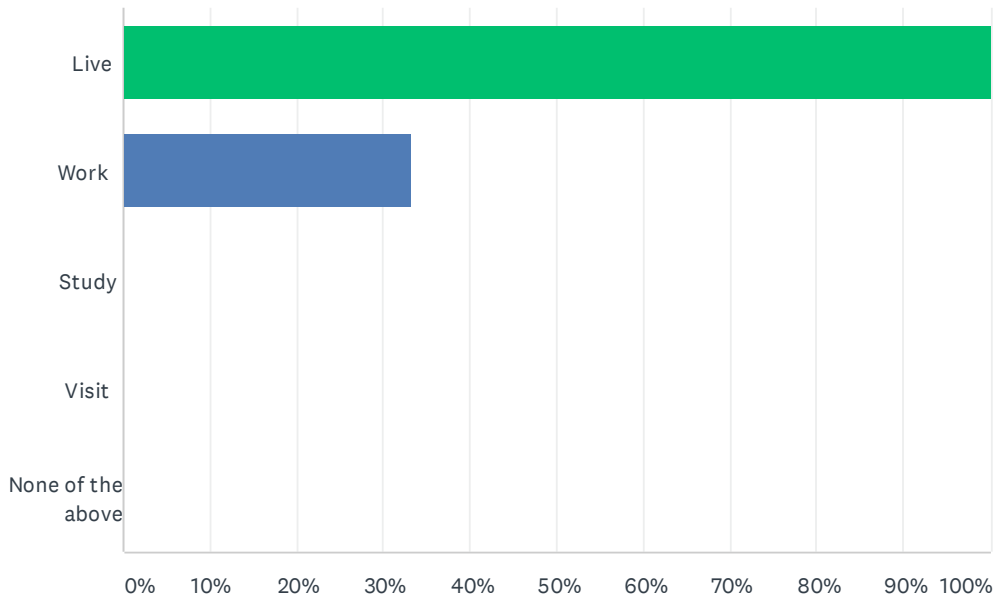


# Q1 Do you live in, work in, study in or just visit Tower Hamlets? tick all that apply

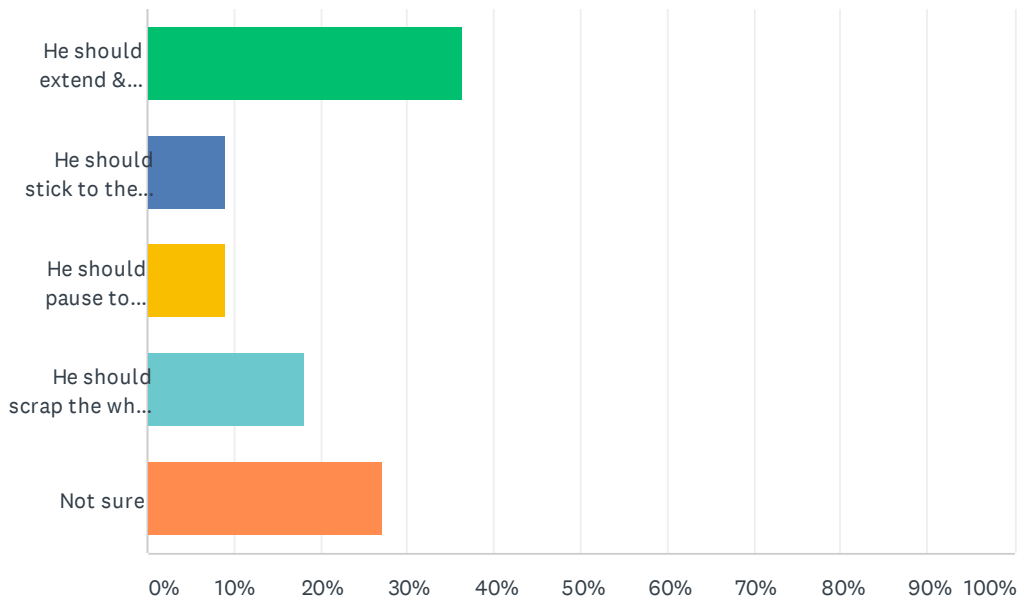
Answered: 12 Skipped: 0



ANSWER CHOICES	RESPONSES	
Live	100.00%	12
Work	33.33%	4
Study	0.00%	0
Visit	0.00%	0
None of the above	0.00%	0
Total Respondents: 12		

## Q2 What should the Mayor do next with Liveable Streets?

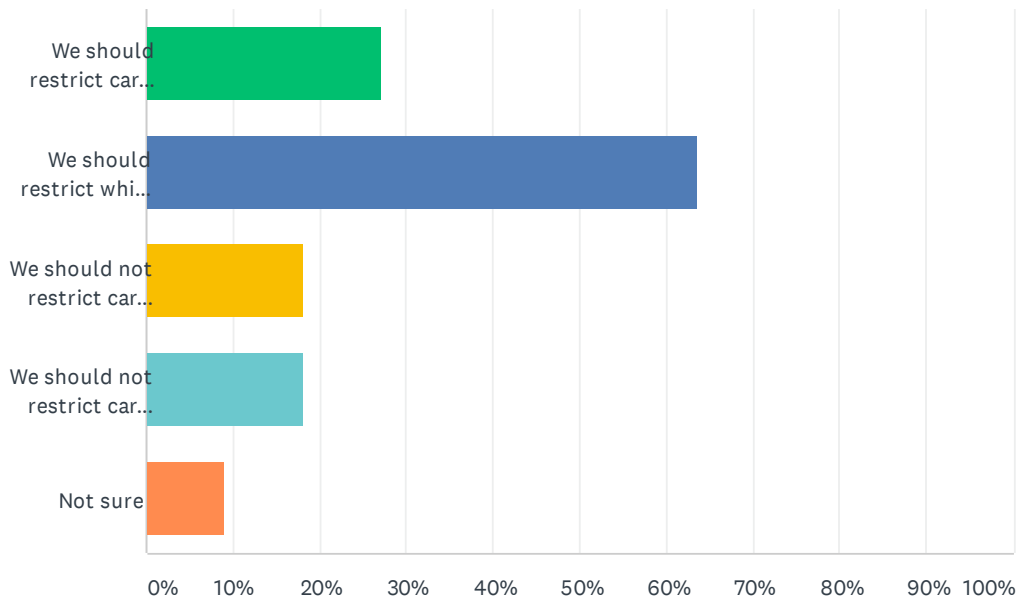
Answered: 11 Skipped: 1



ANSWER CHOICES	RESPONSES	
He should extend & strengthen the programme	36.36%	4
He should stick to the existing proposals	9.09%	1
He should pause to reconsult residents	9.09%	1
He should scrap the whole thing	18.18%	2
Not sure	27.27%	3
<b>TOTAL</b>		<b>11</b>

### Q3 Which is closest to your view? tick your preferred options

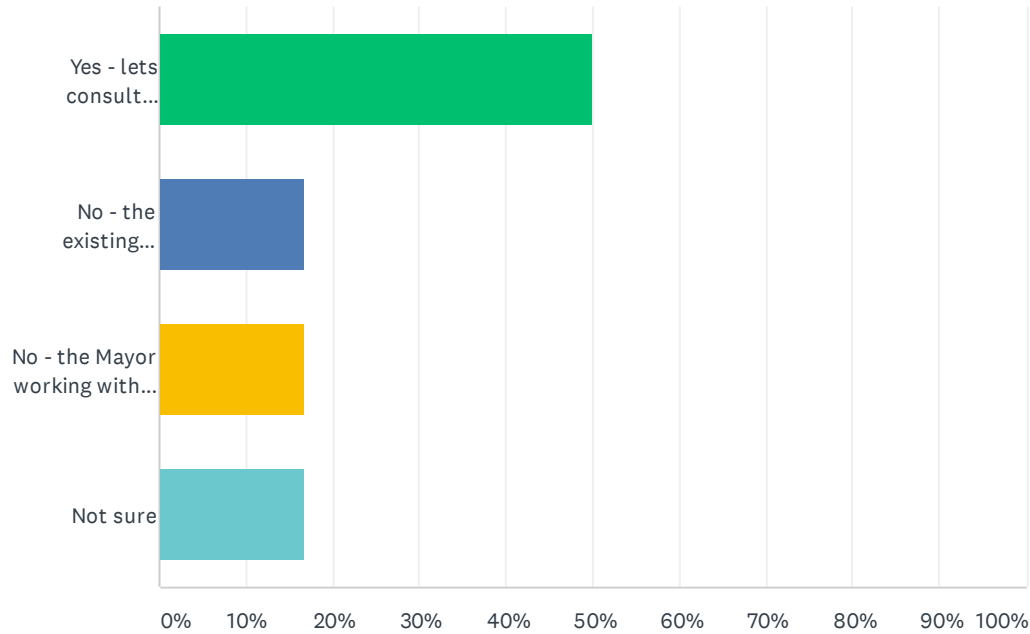
Answered: 11 Skipped: 1



ANSWER CHOICES	RESPONSES	
We should restrict car use by Tower Hamlets residents	27.27%	3
We should restrict which roads that drivers from outside of Tower Hamlets can use	63.64%	7
We should not restrict car use by Tower Hamlets residents	18.18%	2
We should not restrict car use by anybody	18.18%	2
Not sure	9.09%	1
Total Respondents: 11		

Q4 Should we copy Ealing Council who ran a public consultation about their existing schemes, 22,000 responses were received (where residents supported some schemes but wanted others removed)

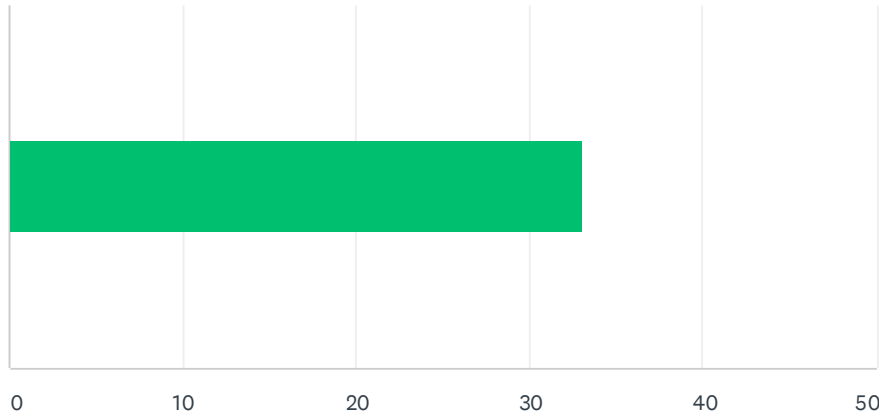
Answered: 12 Skipped: 0



ANSWER CHOICES	RESPONSES	
Yes - lets consult residents again about the existing schemes	50.00%	6
No - the existing consultation results should stand	16.67%	2
No - the Mayor working with experts should decide what happens next	16.67%	2
Not sure	16.67%	2
<b>TOTAL</b>		<b>12</b>

Q5 How much money should Tower Hamlets Council spend on this programme, if it had £100 to invest in improving Tower Hamlets, would you spend £0 on roads or all of the £100? move the bar to how much you would spend

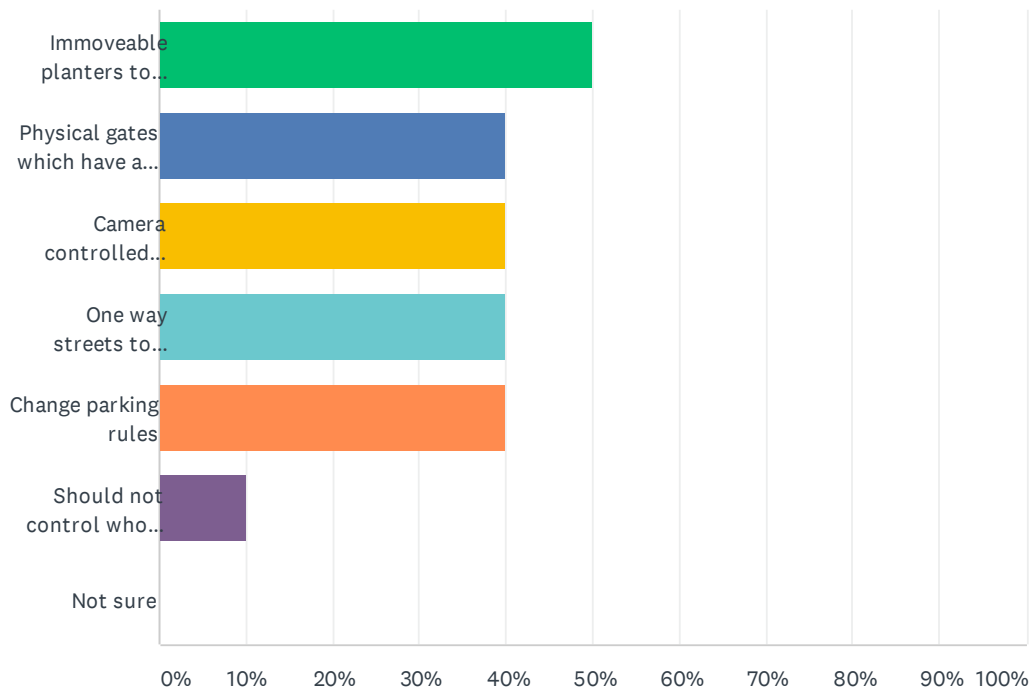
Answered: 12 Skipped: 0



ANSWER CHOICES	AVERAGE NUMBER	TOTAL NUMBER	RESPONSES
	33	397	12
Total Respondents: 12			

## Q6 How should the Council control who uses roads? pick your preferred options

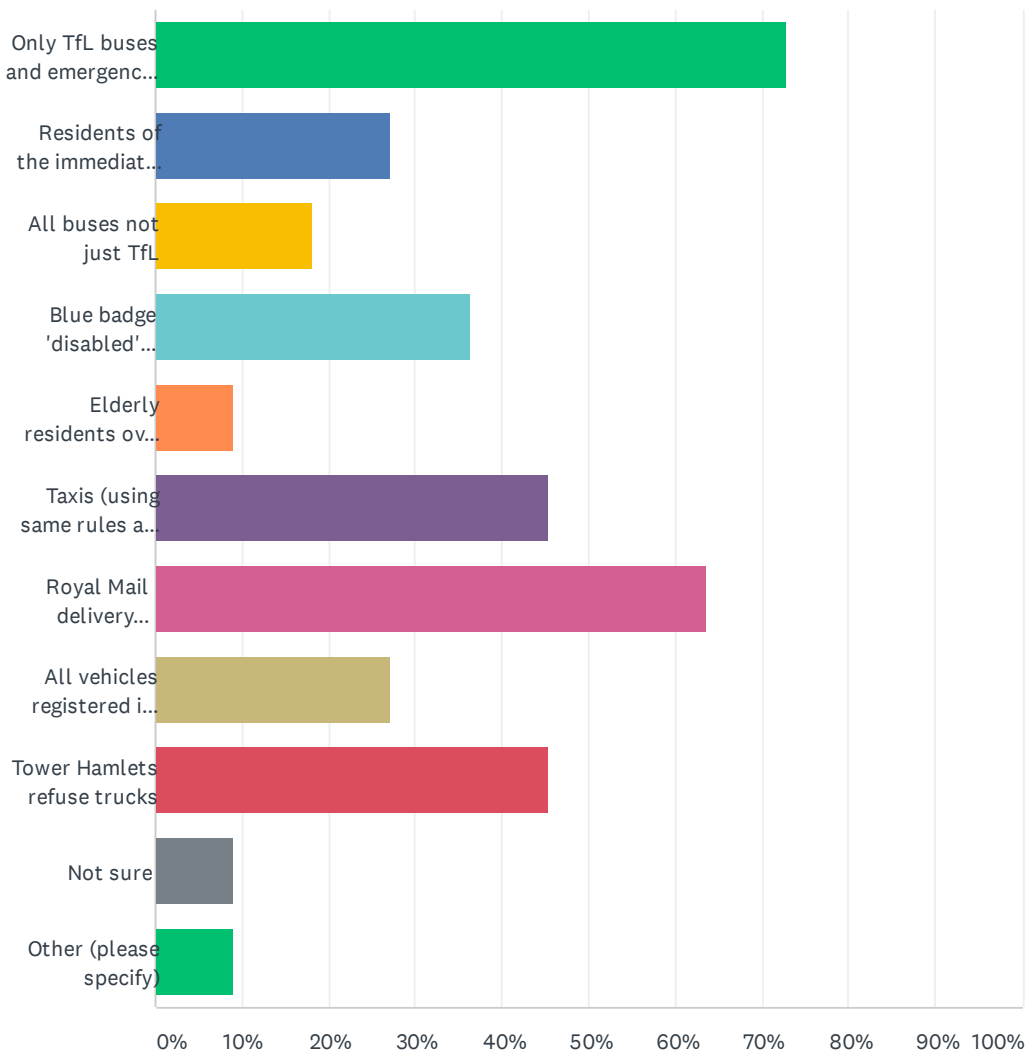
Answered: 10 Skipped: 2



ANSWER CHOICES	RESPONSES	
Immoveable planters to stop anybody driving through	50.00%	5
Physical gates which have a key for emergency services only	40.00%	4
Camera controlled 'bus' gates where fines are issued if the wrong people drive through (see next Q)	40.00%	4
One way streets to reduce congestion	40.00%	4
Change parking rules	40.00%	4
Should not control who uses roads	10.00%	1
Not sure	0.00%	0
Total Respondents: 10		

### Q7 If the Council use camera controlled 'bus' gates who should be able to drive through (tick all that you think should be able to drive through)

Answered: 11 Skipped: 1



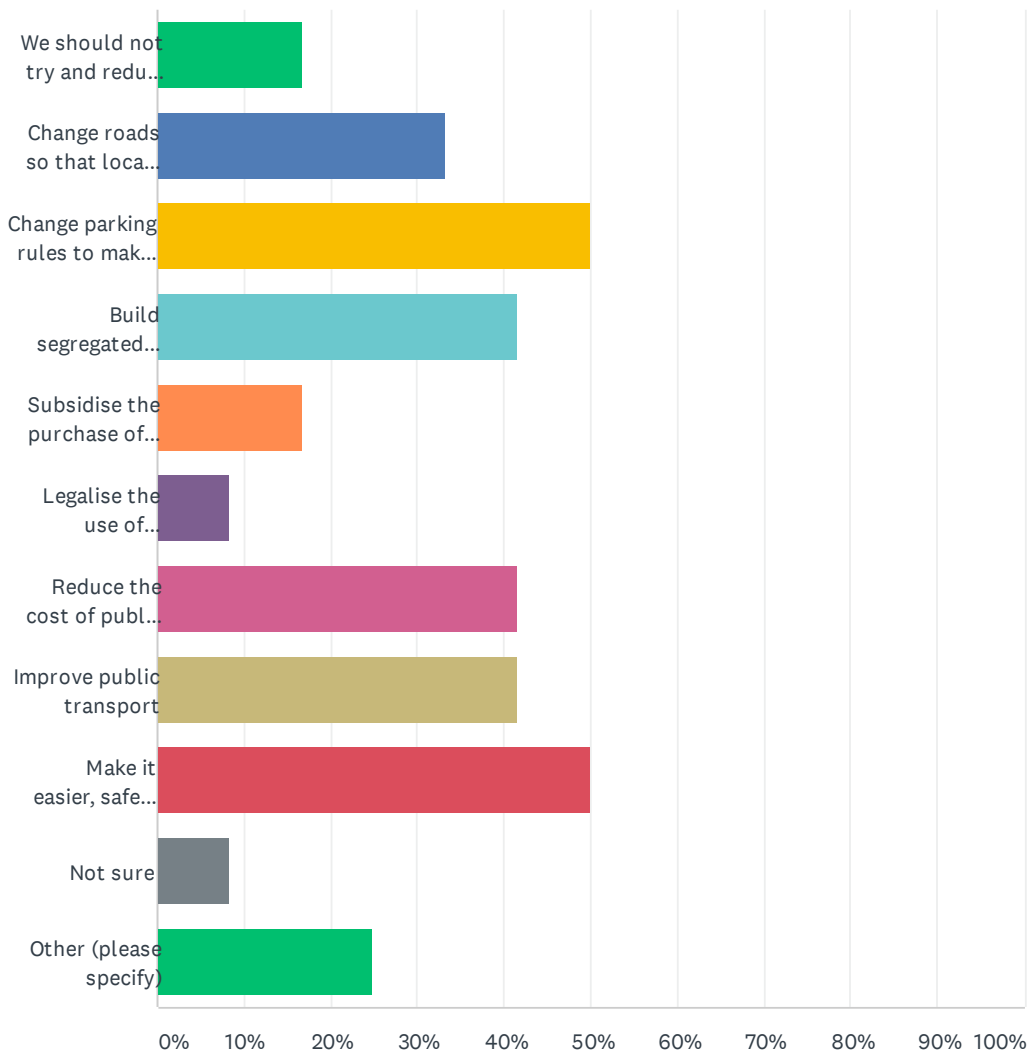
## Liveable Streets Reset -full survey

ANSWER CHOICES	RESPONSES	
Only TfL buses and emergency vehicles only	72.73%	8
Residents of the immediate area e.g. E1W for the Wapping bus gate	27.27%	3
All buses not just TfL	18.18%	2
Blue badge 'disabled' holders	36.36%	4
Elderly residents over a certain age	9.09%	1
Taxis (using same rules as TfL)	45.45%	5
Royal Mail delivery vehicles	63.64%	7
All vehicles registered in Tower Hamlets	27.27%	3
Tower Hamlets refuse trucks	45.45%	5
Not sure	9.09%	1
Other (please specify)	9.09%	1
<b>Total Respondents: 11</b>		



## Q8 How do we encourage people in Tower Hamlets to use their cars less?, tick all that apply

Answered: 12 Skipped: 0

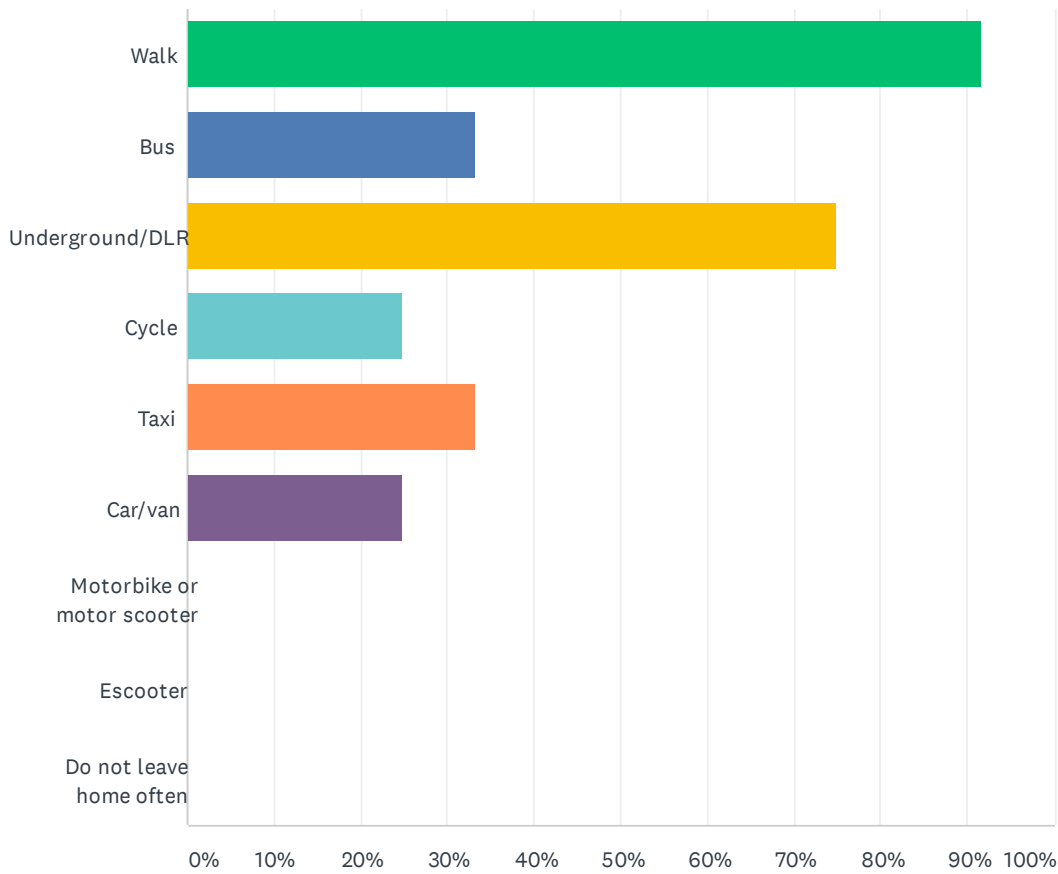


## Liveable Streets Reset -full survey

ANSWER CHOICES	RESPONSES	
We should not try and reduce car use	16.67%	2
Change roads so that local car journeys are less convenient	33.33%	4
Change parking rules to make it harder to park	50.00%	6
Build segregated cycle lanes	41.67%	5
Subsidise the purchase of bicycles	16.67%	2
Legalise the use of scooters	8.33%	1
Reduce the cost of public transport	41.67%	5
Improve public transport	41.67%	5
Make it easier, safer to walk & cycle	50.00%	6
Not sure	8.33%	1
Other (please specify)	25.00%	3
Total Respondents: 12		

### Q9 How do you travel (at least once a week) (tick all that apply)

Answered: 12 Skipped: 0



ANSWER CHOICES	RESPONSES
Walk	91.67% 11
Bus	33.33% 4
Underground/DLR	75.00% 9
Cycle	25.00% 3
Taxi	33.33% 4
Car/van	25.00% 3
Motorbike or motor scooter	0.00% 0
Escooter	0.00% 0
Do not leave home often	0.00% 0
Total Respondents: 12	

## Q10 Do you wish to make a comment about any of these issues?

Answered: 5 Skipped: 7

## Q11 Want to get updates?, please supply your email address, will only be used for emails about Liveable Streets

Answered: 6 Skipped: 6

ANSWER CHOICES	RESPONSES	
Name	0.00%	0
Company	0.00%	0
Address	0.00%	0
Address 2	0.00%	0
City/Town	0.00%	0
State/Province	0.00%	0
ZIP/Postal Code	0.00%	0
Country	0.00%	0
Email Address	100.00%	6
Phone Number	0.00%	0